


2.6.3 Pass percentage of Students during last five years (excluding backlog students)

Certified report from the COE indicating the pass percentage of students of the final year (final semester) eligible for the degree program-wise / year wise

YEAR	PAGE NUMBERS
2019-2020	01-13
2020-2021	14-23
2021-2022	24-33
2022-2023	34-42
2023-2024	43-49




Dr. Ashwat R. Desai
PRINCIPAL
 Rajasthan Sammelan Education Trust
 Ghanshyamdas Saraf College
 (Arts & Commerce)
 Malad West, Mumbai - 400 064

GHANSHYAMDAS SARAF COLLEGE OF COMMERCE
RESULT ANALYSIS
T.Y.B.Com SEM VI October – 2020 (Academic year 2019-20)

Sr.No.	Particulars	October 2020	Apr, 2019
1	Total Number of Students Appeared	803	731
2	Total Number of Students Passed with 'O' Grade	273	05
3	Total Number of Students Passed with 'A+' Grade	331	90
4	Total Number of Students Passed with 'A' Grade	144	251
5	Total Number of Students Passed with 'B+' Grade	33	156
6	Total Number of Students Passed with 'B' Grade	16	93
7	Total Number of Students Passed with 'C' Grade	5	48
8	Total Number of Students Passed with 'D' Grade	1	07
9	Total Number of Students Failed	NIL	81
10	Total Number of Students Passed	803	650
11	University passing Percentage	-	-
12	College Passing Percentage	100%	88.92%

Subject wise Result Analysis

Sr.No.	Subject	Total No. of Students	Absents	Appeared	Passed	Failed	Passing %	
							Oct, 2020	Apr, 2019
1	A/C I	803	NIL	803	803	NIL	100%	95.62
2	A/C II	803	NIL	803	803	NIL	100%	96.99
3	MHRM	803	NIL	803	803	NIL	100%	99.04
4	BUSINESS ECONOMICS	803	NIL	803	803	NIL	100%	96.03
5	EM	724	NIL	724	724	NIL	100%	98.59
6	D&IT	803	NIL	803	803	NIL	100%	99.59
7	CS	79	NIL	79	79	NIL	100%	100

Rank Holders

Sr.No.	Seat No.	Name Of the Students	Total Marks	Out off	Rank	%
1	1026004	SAMIR SAYYED	572	600	1	95.33
2	1023330	TOSHAN IYER	564	600	2	94.00
3	1024432	MANSI MEHTA	564	600	2	94.00
4	1028144	AKSHITA JAIN	559	600	3	93.17



26/11/20

Rajasthani Sammelan's
GHANSHYAMDAS SARAF COLLEGE OF ARTS & COMMERCE
S.V. Road, Malad West Mumbai 400 064

Result Analysis
B.Com (Accounting and Finance) - Sem VI - October 2020

Sr. No.	Particulars	October 2020			May 2019
		Female	Male	Total	Total
1	Total number of students	79	53	132	136
2	Total number of students appeared	79	53	132	136
3	Total Number of students passed with "O" Grade	18	13	31	02
4	Total number of students passed with "A+" Grade	36	29	65	45
5	Total number of students passed with "A" Grade	17	10	27	38
6	Total number of students passed with "B+" Grade	7	1	8	23
7	Total number of students passed with "B" Grade	1	0	1	12
8	Total number of students passed with "C" Grade	0	0	0	06
9	Total number of students passed with "D" Grade	0	0	0	00
10	Total number of students failed with ATKT	0	0	0	10
11	Total number of students passed without ATKT	79	53	132	126
12	Passing percentage with ATKT	100	100	100	100
13	Passing percentage without ATKT	100	100	100	92.65

Subject wise Result Analysis

Sr. No.	Subject	October 2020						May 2019
		Total no. of Students Appeared	Total no. of Students Passed (Female)	Total no. of Students Passed (Male)	Total no. of Students failed		Passing %	Passing %
					F	M		
1	Financial Accounting - VII	132	79	53	0	0	100	99.26
2	Cost Accounting - IV	132	79	53	0	0	100	97.79
3	Financial Management - III	132	79	53	0	0	100	97.79
4	Taxation - V	132	79	53	0	0	100	97.06
5	Economics - III	132	79	53	0	0	100	94.85
6	Project Work	132	79	53	0	0	100	100

Rank Holders

Sr. No.	Name of the Student	Seat No.	Total Marks	Out of	%	Rank
1	MUKADAM SAIMA ARIF	1110922	559	600	93.17 %	FIRST
2	FERREIRA SHANIA BONA	1110629	557	600	92.83 %	SECOND
3	PARIHAR RITU OTARMAL	1110981	557	600	92.83 %	SECOND
4	DAS PRITAM DEBASHISH	1110584	548	600	91.33 %	THIRD

[Signature]
Co-ordinator

[Signature]
Vice Principal


[Signature]
Principal

Rajasthan Sammelan Education Trust
GHANSHYAMDAS SARAF COLLEGE OF ARTS & COMMERCE
 S.V. Road, Malad West, Mumbai - 400064

RESULT ANALYSIS

T.Y. B.Com (Banking & Insurance) Sem - VI, April 2020 (held in October 2020)

SR. NO.	PARTICULARS	Oct-20			Mar-19
		MALE	FEMALE	TOTAL	TOTAL
1	Total No. of students	36	92	128	128
36	Total No. of students Appeared	36	92	128	128
3	Total no. of students pass with O Grade	4	29	33	1
4	Total no. of students pass with A+ Grade	19	45	64	30
5	Total no. of students pass with A Grade	12	16	28	47
6	Total no. of students pass with B+ Grade	0	1	1	21
7	Total no. of students pass with B Grade	0	0	0	12
8	Total no. of students pass with C Grade	0	0	0	2
9	Total no. of students pass with D Grade	0	0	0	0
9	Total no. of students pass with E Grade	0	0	0	0
10	Total no. of students pass with F Grade	1	1	2	6
11	Total no. of students passed	35	91	126	126
12	Total no. of students with ATKT	36	92	128	6
13	Total no. students failed	1	1	2	6
14	College passing percentage without ATKT	97.22	98.91	98.43	95.00
15	College passing percentage with ATKT	100.00	100.00	100.00	100.00

Subject Wise Result Analysis

Sr. No.	Subjects	Total no. of students appeared	Total no. of students passed			Total no. of students not cleared		Passing Percentage in 2020	Passing Percentage in 2019
			TOTAL	MALE	FEMALE	MALE	FEMALE		
1	Central Banking	128	126	35	91	1	1	98.43	100.00
2	Security Analysis & Portfolio Management	128	126	35	91	1	1	98.43	98.96
3	Auditing - II	128	126	35	91	1	1	98.43	99.12
4	Human Resource Management	128	126	35	91	1	1	98.43	98.25
5	Turnaround Management	128	126	35	91	1	1	98.43	New Subject
6	Project	128	126	35	91	1	1	98.43	99.12

Rank Holders

Sr. No.	Name of the Student	Seat No.	Total Marks	Out of	Grade	Rank
1	Gupta Ankita Manoj	1128183	558	600	O	I
2	Govender Jeeva Selvakumar	1128176	534	600	O	II
3	Mendonça Clarice Maurice	1128310	524	600	O	III

PROF. URVI JAIN PILLAY
 (BCBI COORDINATOR)

DR. LIPI MUKHERJEE
 (CHIEF COORDINATOR)

Dr. Jayant Apte
 (PRINCIPAL)



Rajasthani Sammelan's
GHANSHYAMDAS SARAF COLLEGE OF ARTS & COMMERCE
S.V. Road, Malad West Mumbai 400 064

Result Analysis
TYBMS(SEMESTER-VI), APRIL 2020

Sr. No.	Particulars	Female	Male	Apr' 20	Apr' 19
1	Total number of students	65	69	134	126
2	Total number of students Appeared	65	69	134	125
3	Total number of students with "O" Grade	11	9	20	3
4	Total number of students with "A+" Grade	50	44	94	37
5	Total number of students with "A" Grade	3	11	14	31
6	Total number of students with "B+" Grade	1	2	3	31
7	Total number of students with "B" Grade	0	0	0	12
8	Total number of students with "C" Grade	0	0	0	1
9	Total number of students with "D" Grade	0	0	0	0
10	Total number of students Passed	65	66	131	115
11	Total number of students Failed	0	3	3	10
12	College Passing Percentage	100.00	95.65	97.76	92.00
13	University Passing Percentage			**	**

*3 students who have failed are Internal failures. No External failures

Subject wise Result Analysis

Sr. No.	Subject	Total no. of Students appeared	passed		cleared		Pass % 2020	Pass % 2019
			Female	Male	Female	Male		
1	Operations Research	134	65	66	0	3	97.76%	96.00%
2	Project Work	134	65	69	0	0	100.00%	100.00%
Finance Elective								
4	International Finance	50	26	23	0	1	98.00%	94.29%
5	Innovative Financial Services	50	26	23	0	1	98.00%	94.29%
6	Strategic Financial Management	50	26	23	0	1	98.00%	97.14%
7	Indirect Taxes	50	26	23	0	1	98.00%	92.86%



K 9

Shetty

Marketing Elective

4	Brand Management	62	20	41	0	1	98.39%	100.00%
5	International Marketing	62	20	41	0	1	98.39%	96.36%
6	Media Planning & Management	62	20	41	0	1	98.39%	100.00%
7	Retail Management	62	20	41	0	1	98.39%	100.00%

HR Elective

4	HRM in Global Perspective	22	19	3	0	0	100.00%	New
5	HRM in Service Sector Management	22	19	3	0	0	100.00%	New
6	Organisational Development	22	19	3	0	0	100.00%	New
7	Workforce Diversity	22	19	3	0	0	100.00%	New

Rank Holders**Finance Elective**

Sr. No.	Name of Student	Seat No.	Marks	Out of	%	Rank	Grade
1	Sarda Ayushi Jugalkishor Sarita	1153808	548	600	91.33%	I	O
2	Shaikh Naureen Sajid Kahkasha	1153817	548	600	91.33%	I	O
3	Ghatalia Vimi Mukesh Darpana	1153777	540	600	90.00%	II	O


Marketing Elective

Sr. No.	Name of Student	Seat No.	Marks	Out of	%	Rank	Grade
1	Parulekar Parth Milind Gauri	1154475	545	600	90.83%	I	O
2	Dubey Neha Santosh Nirmala	1154169	538	600	89.67%	II	A+
3	Parab Saie Sanjay Sheetal	1154462	525	600	87.50%	III	A+

HR Elective

Sr. No.	Name of Student	Seat No.	Marks	Out of	%	Rank	Grade
1	Nawal Rishika Vijay Sangeeta	1154850	525	600	87.50%	I	O
2	Jain Isha Sampatlal Bhavana	1154845	520	600	86.67%	II	A+
3	Chavan Jayraj Jitendra Mughda	1154840	512	600	85.33%	III	O
4	Phodkar Bhakti Surendra Kiran	1154853	512	600	85.33%	III	A+


Coordinator


Vice Principal (SFD)


Principal



Rajasthan Sammelan's
GHANSHYAMDAS SARAF COLLEGE OF ARTS & COMMERCE
S.V. Road, Malad West Mumbai 400 064

Result Analysis

B.Sc (Information Technology) Sem VI Nov-2020

Sr. No.		M	F	Nov-20	May-19
1	Total number of students	44	15	59	60
2	Total number of students Appeared	44	15	59	60
3	Total Number of Students Pass with "O" Grade	0	1	1	0
4	Total number of students Pass with "A+" Grade	24	13	37	2
5	Total number of students Pass with "A" Grade	19	0	19	13
6	Total number of students pass with "B+" Grade	0	1	1	17
7	Total number of students pass with "B" Grade	0	0	0	6
9	Total number of students pass with "C" Grade	0	0	0	0
11	Total number of students pass with "D" Grade	0	0	0	1
13	Total number of students with Failed	1	0	1	21
14	Total number of students with Passed	0	0	58	39
15	Total number of students in RLE	0	0	0	4
16	College passing Percentage	97.73	100	98.31	65.00
17	University passing Percentage				

Subject wise Result Analysis

Sr. No.	Subject	Total no. of Students Appeared	Total no. of Students Passed		Total no. of Students Not Cleared		Passing %2020	Passing %2019
			M	F	M	F		
	Compulsory (Skill Enhancement Course)							
1	Software Quality Assurance	59	43	15	1	0	98.30508	86.66
2	Security in Computing	59	44	15	0	0	100	75
3	Business Intelligence	59	44	15	0	0	100	85
	Discipline Specific Elective							
4	Principles of Geographic Information System	59	44	15	0	0	100	83.33
5	IT Service Management	59	44	15	0	0	100	83.33

Rank Holders

Sr. No.	Name of Student	Seat No.	Total Marks	Out of	%	Rank
1	kumavat Premdevi Rampal Barsati Devi	4026213	763	850	89.7647	I
2	Shaikh Ifat KausarSherali Husna Bano	4026416	754	850	88.7059	II
3	Sayyed Mousin Mehmood Shamim	4026409	751	850	88.3529	III

Course Coordinator



Vice Principal (SFD)

Principal

Result Analysis

T.Y. B.Com. (Financial Markets) Sem VI OCTOBER 2020

Sr. No.	Particulars	Oct-20			Apr-19
		Male	Female	Total	Total
1	Total number of students	28	26	54	59
2	Total No. of students Appeared	28	26	54	59
3	Total No. of Students Pass with "O" Grade	-	2	2	-
4	Total No. of students Pass with "A+" Grade	12	13	25	2
5	Total No. of students Pass with "A" Grade	11	6	17	16
6	Total No. of students pass with "B+" Grade	3	4	7	19
7	Total No. of students pass with "B" Grade	0	1	1	12
8	Total No. of students pass with "C" Grade	-	-	-	4
9	Total No. of students pass with "D" Grade	-	-	-	-
10	Total No. of students Passed	26	26	52	53
11	Total No. of students with ATKT	2	-	2	6
12	College Passing Percentage without ATKT	92.86%	100.00%	96.30%	89.83%

Subject wise Result Analysis

Sr. No.	Subject	Total no. of Students Appeared	Total No. of Students Passed		Total No. of Students not Cleared		Passing Percentage 2020	Passing Percentage 2019
			Male	Female	Male	Female		
1	Risk Management	54	28	26	0	0	100.00%	98.31%
2	Mutual Fund Management	54	27	26	1	0	98.15%	98.31%
3	Venture Capital & Private Equity	54	28	26	0	0	100.00%	98.31%
4	Indirect Tax - GST	54	27	26	1	0	98.15%	98.31%
5	Corporate Restructuring	54	27	26	1	0	98.15%	94.92%
6	Project Work	54	28	26	0	0	100.00%	100.00%

Rank Holders

Sr. No.	Name of Student	Seat No.	Obtained Marks	Total Marks	%	Rank
1	Mebin Ann Varghese Raji	1143346	525	600	87.50%	I
2	Yadav Riya Raju Lakshmi	1143464	514	600	85.67%	II
3	Chheda Vrutti Vipul Darshana	1143360	496	600	82.67%	III
4	Patel Yogesh Amrat Pashl	1143418	496	600	82.67%	III

(Signature)
Co-Ordinator

(Signature)
Vice Principal SFD

(Signature)
Principal

Rajasthan Sammelan's
GHANSHYAM SARAF COLLEGE OF ARTS & COMMERCE
S.V. Road, Malad West Mumbai 400 064

Result Analysis

M.Com Part -II (SEMESTER-IV) , October 2020

Sr. No.	Particulars	October' 2020			April' 2019
		Male	Female	Total	Total
1	Total number of students	54	140	194	187
2	Total number of students Appeared	54	139	193	179
3	Total number of students with "O" Grade	16	36	52	23
4	Total number of students with "A+" Grade	16	50	66	44
	Total number of students with "A" Grade	10	30	40	68
5	Total number of students with "B+" Grade	6	19	25	24
	Total number of students with "B" Grade	3	3	6	10
6	Total number of students with "C" Grade	0	0	0	1
7	Total number of students with "D" Grade	0	0	0	0
8	Total number of students passed with pass	51	138	189	148
9	Total number of students failed	3	1	4	32
10	College Passing Percentage	94.44	99.28	97.93	82.58

Subject wise Result Analysis

Sr. No.	Subjects	October' 2020												April' 19
		Total no. of Students appeared			Total no. of Students Passed			Total no. of Students failed			Passing %			Passing %
		M	F	Total	M	F	Total	M	F	Total	M	F	Total	
	Adv. Accountancy, corporate Accountancy & Fin. Mgmt													
1	Corp. Financial Accounting	32	93	125	32	93	125	--	--	--	100	100	100	89.7%
2	Ind Tax - Introduction of GST	32	93	125	32	93	125	--	--	--	100	100	100	99.1%
3	Financial Management	32	93	125	32	93	125	--	--	--	100	100	100	94%
4	Project Work - II	32	94	126	32	94	126	--	--	--	100	100	100	100%
	Business Studies (Management)													
1	Supply Chain Mgmt & Logistics	21	45	66	20	45	65	1	--	1	95.2	100	98.5	90.3%
2	Advertising & Sales Mgmt	21	45	66	20	45	65	1	--	1	95.2	100	98.5	85.5%
3	Retail Mgmt	21	45	66	19	45	64	2	--	2	90.5	100	97	93.5%
4	Project Work - II	21	45	66	21	45	66	--	--	--	100	100	100	100%



Rank Holders

Adv. Accountancy, corporate Accountancy & Fin. Mg

Sr. No.	Name of Student	Seat No.	Total Marks	Out off	Percentage	Rank
1	Koitawala Nafisa Saifuddin Malika	1264168	356	400	89	I
2	Chitare Komal Kishor Kavita	1263920	355	400	88.75	II
3	Jain Jhanvi Mukeshkumar Neeta	1264076	350	400	87.50	III

Business Studies (Management)

Sr. No.	Name of Student	Seat No.	Total Marks	Out off	Percentage	Rank
1	Joshi Nikita Lalit Mamta	1264779	371	400	92.75	I
2	Mukadam Ziyad Anwar Vahida	1264807	344	400	86	II
3	Dharod Keval Khushal Nayana	1264758	340	400	85	III
4	Sondagar Vidhi Yogesh Bhavna	1264860	340	400	85	III

[Signature]
Vice-Principal (SFD)

[Signature]
Principal



RAJASTHANI SAMMELAN'S
GHANSHYAMDAS SARAF COLLEGE OF ARTS & COMMERCE

(Re-Accredited by NAAC with 'A' Grade)

Swami Vivekanand Road, Malad (West), Mumbai – 400 064

RESULT STATISTICS

MA FTNMP (SEMESTER IV) September, 2020

[I] Overall Analysis:-

Sr. No.	PARTICULAR	TOTAL
1.	Total No. of Students	15
2.	Total No. of Students Appeared	15
3.	Total No. of Students Passed With Grade 'O'	01
4.	Total No. of Students Passed With Grade 'A+'	04
5.	Total No. of Students Passed With Grade 'A'	03
6.	Total No. of Students Passed With Grade 'B+'	05
7.	Total No. of Students Passed With Grade 'B'	01
8.	Total No. of Students Passed With Grade 'C'	0
9.	Total No. of Students Passed With Grade 'D'	0
10.	Total No. of Students Passed With Grade 'E'	0
11.	No. of Students Passed Without ATKT	07
12.	No. of Students Passed With ATKT	14
13.	No. of Students Failed	01
14.	Pass Percentage With ATKT	93.33%
15.	Pass Percentage Without ATKT	46.66%

[II] Subject Wise Analysis:-

Sr. No.	Subject	Total Pass	Result %
1.	Perspectives in Media Business	15	100
2.	Marketing and Publicity Design	14	93.33%
3.	Practical Film Making	15	100

[III] Merit List:-

Rank	Name	Seat No.	Total	%
I	Sawant Aditya Ajit	3063511	262	87.33
II	Raai Nandika Narinder	3063509	254	84.66
III	Nalla Prabhdas Sathyam	3063505	239	79.6


Co-ordinator




Principal

**RAJASTHANI SAMMELAN'S
GHANSHYAMDAS SARAF COLLEGE OF ARTS & COMMERCE**

(Re-Accredited by NAAC with 'A' Grade)
Swami Vivekanand Road, Malad (West), Mumbai – 400 064

**RESULT STATISTICS
MACJ (SEMESTER IV) September, 2020**

[I] Overall Analysis:-

Sr. No.	PARTICULAR	TOTAL
1.	Total No. of Students	19
2.	Total No. of Students Appeared	19
3.	Total No. of Students Passed With Grade 'O'	02
4.	Total No. of Students Passed With Grade 'A+'	03
5.	Total No. of Students Passed With Grade 'A'	02
6.	Total No. of Students Passed With Grade 'B+'	04
7.	Total No. of Students Passed With Grade 'B'	03
8.	Total No. of Students Passed With Grade 'C'	01
9.	Total No. of Students Passed With Grade 'D'	00
10.	Total No. of Students Passed With Grade 'F'	04
11.	No. of Students Passed Without ATKT	15
12.	No. of Students Passed With ATKT	04
13.	No. of Students Failed	NIL
14.	Pass Percentage With ATKT	21.05
15.	Pass Percentage Without ATKT	78.94

[II] Subject Wise Analysis:-

Sr. No.	Subject	Total Pass	Result %
1.	Social Science Research	17	89.47
2.	Perspectives on Communication	16	84.21
3.	Dissertation	17	89.47

[III] Merit List:-

Rank	Name	Seat No.	Total	%
I	Rahman Mustafizur Ahmadul	3060250	263	87.66
II	Jhunjhunwala Sanchita Kamal	3060250	248	82.66
III	Marzouk Esmail Hassan	3060254	236	78.66

DK Boga
Co-ordinator



Jayant
Principal

**RAJASTHANI SAMMELAN'S
GHANSHYAMDAS SARAF COLLEGE OF ARTS & COMMERCE**

(Re-Accredited by NAAC with 'A' Grade)
Swami Vivekanand Road, Malad (West), Mumbai – 400 064

RESULT STATISTICS
TYBMM (Jour) (SEMESTER 6) September 2020

[I] Overall Analysis:-

Sr. No.	PARTICULARS	TOTAL
1.	Total No. of Students	19
2.	Total No. of Students Appeared	18
3.	Total No. of Students Passed With Grade 'O'	NIL
4.	Total No. of Students Passed With Grade 'A'	05
5.	Total No. of Students Passed With Grade 'B'	09
6.	Total No. of Students Passed With Grade 'C'	NIL
7.	Total No. of Students Passed With Grade 'D'	NIL
8.	Total No. of Students Passed With Grade 'E'	NIL
9.	No. of Students Failed	02
10.	No of Students whose result is held in Reserve	02
11.	Pass Percentage	88.88

[II] Subject Wise Analysis:-

Sr. No.	Subject	Total Pass	Result %
1.	Press Laws & Ethics	18	100
2.	Issues in Global Media	16	88.88
3.	Broadcast Journalism	17	94.44
4.	Bus & Mag Journalism	18	100
5.	News Media Mgmt	17	94.44
6.	Contemporary Issues	18	100
7.	Digital Media	18	100

[III] Merit List:-

Rank	Name	Seat No.	Total	%
I	JOG VAIBHAVI PRAMOD TRUPTI JOG	3037489	630	90
II	JAIN TANYA NILESH NILIMA	3037483	619	88.42
III	JOSHI DHRUVI SANJAY SEEMA	3037492	617	88.14
III	JOSHI RADHIKA SANJAY REENA	3037494	617	88.14


Co-ordinator



Principal 

RAJASTHANI SAMMELAN'S
GHANSHYAMDAS SARAF COLLEGE OF ARTS & COMMERCE

(Re-Accredited by NAAC with 'A' Grade)
Swami Vivekanand Road, Malad (West), Mumbai – 400 064

RESULT STATISTICS
TYBMM (Advt) (SEMESTER 6) September 2020

[I] Overall Analysis:-

Sr. No.	PARTICULARS	TOTAL
1.	Total No. of Students	106
2.	Total No. of Students Appeared	105
3.	Total No. of Students Passed With Grade 'O'	NIL
4.	Total No. of Students Passed With Grade 'A'	11
5.	Total No. of Students Passed With Grade 'B'	72
6.	Total No. of Students Passed With Grade 'C'	04
7.	Total No. of Students Passed With Grade 'D'	NIL
8.	Total No. of Students Passed With Grade 'E'	NIL
9.	No. of Students Failed	16
10.	No of Students whose result is held in Reserve	02
11.	Pass Percentage	84.76

[II] Subject Wise Analysis:-

Sr. No.	Subject	Total Pass	Result %
1.	Fin Mgmt for Mktg & Advtg	92	87.61
2.	Prin & Prac of Dir Mktg	93	88.57
3.	Agency Mgmt	97	92.38
4.	Advtg & Mktg Research	93	88.57
5.	Legal Env't & Advt Ethics	96	91.42
6.	Contemporary Issues	94	89.52
7.	Digital Media	96	91.42

[III] Merit List:-

Rank	Name	Seat No.	Total	%
I	SHAIKH TAIYABA MOHAMMED AKRAM	3037255	659	94.14
II	ANCHAN YOCHAN NARAYAN BHARTHI	3036617	643	91.85
II	BASRUR SAMIDHA BRAMHANAND SADHANA	3036639	623	89
III	MAHAJAN HRITIK RAKESH KUMAR GUPTA ANJU GUPTA	3036944	623	89
III	SHETTY SRISHTI VASANT SUJAYA	3037286	623	89

Course Co-ordinator



Principal

Rajasthan Sammelan Education Trust
GHANSHYAMDAS SARAF COLLEGE OF ARTS & COMMERCE
S.V. Road, Malad West, Mumbai - 400064

RESULT ANALYSIS
T.Y. B.Com (Banking & Insurance) Sem - VI, April 2021

SR. NO.	PARTICULARS	Apr-21			Apr-20
		MALE	FEMALE	TOTAL	TOTAL
1	Total No. of students	28	73	101	126
2	Total No. of students Appeared	28	73	101	126
3	Total no. of students pass with O Grade	9	14	23	33
4	Total no. of students pass with A+ Grade	19	47	66	64
5	Total no. of students pass with A Grade	0	9	9	28
6	Total no. of students pass with B+ Grade	0	2	2	1
7	Total no. of students pass with B Grade	0	1	1	0
8	Total no. of students pass with C Grade	0	0	0	0
9	Total no. of students pass with D Grade	0	0	0	0
10	Total no. of students pass with E Grade	0	0	0	0
11	Total no. of students pass with F Grade	0	0	0	2
12	Total no. of students passed	28	73	101	126
13	Total no. of students with ATKT	0	0	0	128
14	College passing percentage without ATKT	100.00	100.00	100.00	96.43
15	College passing percentage with ATKT	100.00	100.00	100.00	100.00

Subject Wise Result Analysis

Sr. No.	Subjects	Total no. of students appeared	Total no. of students passed			Total no. of students not cleared		Passing Percentage in 2020	Passing Percentage in 2019
			TOTAL	MALE	FEMALE	MALE	FEMALE		
1	Central Banking	101	101	28	73	0	0	100.00	96.43
2	Security Analysis & Portfolio Management	101	101	28	73	0	0	100.00	96.43
3	Auditing - II	101	101	28	73	0	0	100.00	96.43
4	Human Resource Management	101	101	28	73	0	0	100.00	96.43
5	Turnaround Management	101	101	28	73	0	0	100.00	96.43
6	Project	101	101	28	73	0	0	100.00	96.43

Sr. No.	Name of the Student	Seat No.	Total Marks	Out of	Grade	%	Rank
1	Jainda Hritika Krishnamoorthy	2217555	575	600	O	95.83	I
2	Vishwakarma Sonali Rajesh	2217615	544	600	O	90.66	II
3	Mewada Jinal Rajesh	2217558	542	600	O	90.33	III

PROF. URVI PILLAI
(BCBI COORDINATOR)

DR. LIPU MUKHERJEE
(VICE PRINCIPAL-SFD)

Dr. Jayant Apte
(PRINCIPAL)



4

Rajasthani Sammelan's
GHANSHYAMDAS SARAF COLLEGE OF ARTS & COMMERCE
S.V. Road, Malad West Mumbai 400 064

Result Analysis
B.Com (Accounting and Finance) - Sem VI - MAY 2021

Sr. No.	Particulars	May 2021			October 2020
		Female	Male	Total	Total
1	Total number of students	88	47	135	132
2	Total number of students appeared	88	47	135	132
3	Total Number of students passed with "O" Grade	29	9	38	31
4	Total number of students passed with "A-" Grade	40	28	68	65
5	Total number of students passed with "A" Grade	18	9	27	27
6	Total number of students passed with "B-" Grade	1	1	2	8
7	Total number of students passed with "B" Grade	0	0	0	1
8	Total number of students passed with "C" Grade	0	0	0	0
9	Total number of students passed with "D" Grade	0	0	0	0
10	Total number of students failed with ATKT	0	0	0	0
11	Total number of students passed without ATKT	88	47	135	132
12	Passing percentage with ATKT	100	100	100	100
13	Passing percentage without ATKT	100	100	100	100

Subject wise Result Analysis

Sr. No.	Subject	May 2021						October 2020
		Total no. of Students Appeared	Total no. of Students Passed (Female)	Total no. of Students Passed (Male)	Total no. of Students failed		Passing %	Passing %
					F	M		
1	Financial Accounting - VII	135	88	47	0	0	100	100
2	Cost Accounting - IV	135	88	47	0	0	100	100
3	Financial Management - III	135	88	47	0	0	100	100
4	Taxation - V	135	88	47	0	0	100	100
5	Economics - III	135	88	47	0	0	100	100
6	Project Work	135	88	47	0	0	100	100

Rank Holders

Sr. No.	Name of the Student	Seat No.	Total Marks	Out of	%	Rank
1	BRITTO MELICIA CYRIL	2199593	576	600	96	FIRST
2	NAIR SREELAKSHMI C BALASUBRAMANIAN	2199652	573	600	95.5	SECOND
3	MANE SANTIKA RAVINDRA	2199632	566	600	94.33	THIRD

5

Rajasthan Sammelan's
GHANSHYAMDAS SARAF COLLEGE OF ARTS & COMMERCE
Result Analysis

TYBMS(SEMESTER-VI), APRIL 2021

Sr. No.	Particulars	Female	Male	Apr' 21	Apr' 20
1	Total number of students	79	59	138	134
2	Total number of students Appeared	79	59	138	134
3	Total number of students with "O" Grade	16	16	32	20
4	Total number of students with "A+" Grade	44	36	80	94
5	Total number of students with "A" Grade	12	7	19	14
6	Total number of students with "B+" Grade	6	0	6	3
7	Total number of students with "B" Grade	1	0	1	0
8	Total number of students with "C" Grade	0	0	0	0
9	Total number of students with "D" Grade	0	0	0	0
10	Total number of students Passed	79	59	138	131
11	Total number of students Failed	0	0	0	3
12	College Passing Percentage	100.00	100.00	100.00	97.76
13	University Passing Percentage

Subject wise Result Analysis

Sr. No.	Subject	No. of Students appeared	No. of stdts passed		No. of stdts not cleared		Pass % 2021	Pass % 2020
			Female	Male	Female	Male		
1	Operations Research	138	79	59	0	0	100.00%	97.76%
2	Project Work	138	79	59	0	0	100.00%	100.00%
Finance Elective								
4	International Finance	57	26	31	0	0	100.00%	98.00%
5	Innovative Financial Services	57	26	31	0	0	100.00%	98.00%
6	Strategic Financial Management	57	26	31	0	0	100.00%	98.00%
7	Indirect Taxes	57	26	31	0	0	100.00%	98.00%
Marketing Elective								
4	Brand Management	53	26	27	0	0	100.00%	98.39%
5	International Marketing	53	26	27	0	0	100.00%	98.39%
6	Media Planning & Management	53	26	27	0	0	100.00%	98.39%
7	Retail Management	53	26	27	0	0	100.00%	98.39%
HR Elective								
4	HRM in Global Perspective	28	27	1	0	0	100.00%	100.00%
5	HRM in Service Sector Management	28	27	1	0	0	100.00%	100.00%
6	Organisational Development	28	27	1	0	0	100.00%	100.00%
7	Workforce Diversity	28	27	1	0	0	100.00%	100.00%

gty



Rank HoldersFinance Elective

Sr. No.	Name of Student	Seat No.	Marks	Out of	%	Rank	Grade
1	AGRAWAL VAIBHAV SUBHASH LATA	2243900	557	600	92.83%	I	O
2	AGRAWAL DHRUV SANJAY ANITA	2243898	525	600	87.50%	II	O
3	DARJI JAY SHAILESH CHHAYA	2243903	524	600	87.33%	III	O
4	MALI NILAM MITHALAL ANITA	2243917	524	600	87.33%	III	O

Marketing Elective

Sr. No.	Name of Student	Seat No.	Marks	Out of	%	Rank	Grade
1	NAIR PRIYA VIJAY MAYA	2243843	567	600	94.50%	I	O
2	VYAS MUSKAN JAYPRAKASH SONIYA	2243865	567	600	94.50%	I	O
3	SHAH NETRA VIRAL SUNITA	2243854	546	600	91.00%	II	O
4	VINAYAK SIDDHI SHANTANU SINGH RASHMI	2243864	540	600	90.00%	III	O

HR Elective

Sr. No.	Name of Student	Seat No.	Marks	Out of	%	Rank	Grade
1	MANKAME AISHWARYA MAHESH SHWETA	2243876	540	600	90.00%	I	O
2	KHAN JAFRIN MUNNA PARVIN	2243875	539	600	89.83%	II	O
3	SINGH KASHISH SURAJ ANJU	2243893	531	600	88.50%	III	O

Coordinator

Vice-Principal- SFD

Principal



(16)

Rajasthan Sammelan's
GHANSHYAMDAS SARAF COLLEGE OF ARTS & COMMERCE
S.V. Road, Malad West Mumbai 400 064

Result Analysis
B.Sc (Information Technology) Sem VI APR 2021

Sr. No.		M	F	Apr-21	Mar-20
1	Total number of students	42	12	54	59
2	Total number of students Appeared	42	12	54	59
3	Total Number of Students Pass with "O" Grade	1	4	5	1
4	Total number of students Pass with "A+" Grade	20	7	27	37
5	Total number of students Pass with "A" Grade	13	1	14	19
6	Total number of students pass with "B+" Grade	8	0	8	1
7	Total number of students pass with "B" Grade	0	0	0	0
9	Total number of students pass with "C" Grade	0	0	0	0
11	Total number of students pass with "D" Grade	0	0	0	0
13	Total number of students with Failed	0	0	0	1
14	Total number of students with Passed	42	12	54	58
15	Total number of students in RLE	0	0	0	0
16	College Passing percentage	100.00	100.00	100.00	98.31
17	University passing percentage				

Subject wise Result Analysis

Sr. No.	Subject	Total no. of Students Appeared	Total no. of Students Passed		Total no. of Students Not Cleared		Passing % 2021	Passing % 2020
			M	F	M	F		
	Compulsory							
1	Software quality assurance	54	42	12	0	0	100%	98.3
2	Security in computing	54	42	12	0	0	100%	100
3	Business intelligence	54	42	12	0	0	100%	100
4	Principles of G.I.S	54	42	12	0	0	100%	100
5	IT Service management	54	42	12	0	0	100%	100

Rank Holders

Sr. No.	Name of Student	Seat No.	Total Marks	Out of	%	Rank
1	Farhana khatoun Abdul	3109743	797	850	93.76	I
2	Kolkar nikita anil	3109758	796	850	93.64	II
3	Suvarna deepika divakar	3109781	795	850	93.52	III

Prepared by
Laxman C.
D.Y.

Course Coordinator

Vice Principal(SFD)

Principal

12

Rajasthan Sammelan's
GHANSHYAMDAS SARAF COLLEGE OF ARTS & COMMERCE
 S.V. Road, Malad West Mumbai 400 064

Result Analysis
M.Com Part - II (SEMESTER-IV), May 2021

Sr. No.	Particulars	May' 2021			May' 20
		Male	Female	Total	Total
1	Total number of students	76	126	202	194
2	Total number of students Appeared	74	124	198	193
3	Total number of students with "O" Grade	28	39	67	52
4	Total number of students with "A+" Grade	25	49	74	66
5	Total number of students with "A" Grade	10	27	37	40
6	Total number of students with "B+" Grade	6	5	11	25
7	Total number of students with "B" Grade	0	2	2	6
8	Total number of students with "C" Grade	0	0	0	0
9	Total number of students with "D" Grade	0	0	0	0
10	Total number of students passed with pass	69	122	191	189
11	Total number of students failed	5	2	7	4
12	College Passing Percentage	91.24	98.39	96.46	97.93

Subject wise Result Analysis

Subject wise Result Analysis													May' 2021	
Sr. No.	Subjects	May' 2021											Passing %	
		Total no. of Students appeared			Total no. of Students Passed			Total no. of Students failed			Passing %			
		M	F	Total	M	F	Total	M	F	Total	M	F		Total
Adv. Accountancy, corporate Accountancy & Fin. Mgmt														
1	Corp. Financial Accounting	48	83	131	47	83	130	1	—	1	98	100	99	100.0%
2	Ind Tax - introduction of GST	48	83	131	48	83	131	—	—	—	100	100	100	100.0%
3	Financial Management	48	83	131	48	82	130	—	1	1	100	99	99	100.0%
4	Project Work - II	48	83	131	48	83	131	—	—	—	100	100	100	100.0%
Business Studies (Management)														
1	Supply Chain Mgmt & Logistics	26	41	67	25	41	66	1	—	1	96	100	99	98.5%
2	Advertising & Sales Mgmt	26	41	67	23	40	63	3	1	4	88	98	94	98.5%
3	Retail Mgmt	26	41	67	26	40	66	—	1	1	100	98	99	97.0%
4	Project Work - II	25	41	66	25	41	66	—	—	—	100	100	100	100.0%

Rank Holders

Adv. Accountancy, corporate Accountancy & Fin. Mgmt


Sr. No.	Name of Student	Seat No.	Total Marks	Out off	Percentage	Rank
1	Patel Parthkumar Jagdishkumar Sunilaben	5124511	352	400	88.00	I
2	Kumar Jashmeet Jashendra Urmila	5124490	347	400	86.75	II
3	Gaikwad Priya Dhilip Jyoti	5124446	343	400	85.75	III

Business Studies (Management)

Sr. No.	Name of Student	Seat No.	Total Marks	Out off	Percentage	Rank
1	Tiwari Ashutosh Rajdhar Saroj	5124424	358	400	89.50	I
2	Singh Shweta Vilas Sony	5124419	350	400	87.50	II
3	Name Dhanshree Sanjay Swati	5124394	335	400	83.75	III

(Signature)
 Vice-Principal (SFD)

(Signature)
 Principal



(14)

Ghanshyamdas Saraf College of Arts and Commerce
Result Analysis for T.Y.B.Com Sem VI May 2021 Exam

Grade Analysis

SRN	PARTICULARS	May 2021	October 2020
1	Total Number of Students Appeared	855	803
2	Total Number of Students Passed with 'O' Grade	277	273
3	Total Number of Students Passed with 'A+' Grade	402	331
4	Total Number of Students Passed with 'A' Grade	128	144
5	Total Number of Students Passed with 'B+' Grade	23	33
6	Total Number of Students Passed with 'B' Grade	9	16
7	Total Number of Students Passed with 'C' Grade	7	5
8	Total Number of Students Passed with 'D' Grade	NIL	1
9	Total Number of Students Failed	9	NIL
10	Total Number of Students Passed	846	803
11	University passing Percentage	98.83%	100%
12	College Passing Percentage	-	-

Subject-wise Analysis

SRN	SUBJECT	TOTAL NO. OF STUDENTS	NO. OF STUDENTS ABSENT	NO. OF STUDENTS APPEARED	NO. OF STUDENTS PASSED	NO. OF STUDENTS FAILED	PASSING % MAY 2021	PASSING % OCT 2020
1	A/c 1	856	1	855	855	NIL	100	100
2	A/c 2	856	1	855	851	4	99.5	100
3	MHRM	856	1	855	853	2	99.7	100
4	ECO	856	1	855	851	4	99.5	100
5	EM	760	1	759	757	2	99.7	100
6	D&IT	856	1	855	853	2	99.7	100
7	CS	96	NIL	96	96	NIL	100	100

Rank Holders

SR N	SEAT NO.	NAME OF STUDENT	MARKS OBTAINED	MAX. MARKS	RANK	PERCENTILE
1	2115668	MAROO AJAY AJAY	568	600	I	94.67%
2	2115512	GUTKA PAIRTI MITHALI	566	600	II	94.33%
3	2115691	KUSHRA PRIYA SAURABHI	564	600	III	94.00%

TY B Com Exam 2021
 Date: _____



RAJESH K. SAMANT EDUCATIONAL TRUST
SHANSHYAM DAS SARAF COLLEGE OF ARTS & COMMERCE
 S.V. Road, Malad West Mumbai 400 084

Result Analysis

T.Y. B.Com. I Financial Accounting sem VI May 2021

Sl. No.	Particulars	May 21			Oct 20
		Male	Female	Total	Total
1	Total number of students	31	24	55	54
2	Total No. of students appeared	31	24	55	54
3	Total No. of students pass with 'O' grade	3	13	16	2
4	Total No. of students pass with 'A' grade	21	7	28	25
5	Total No. of students pass with 'B' grade	5	3	8	17
6	Total No. of students pass with 'C' grade	0	1	1	7
7	Total No. of students pass with 'D' grade	-	-	-	1
8	Total No. of students pass with 'E' grade	-	-	-	-
9	Total No. of students pass with 'F' grade	-	-	-	-
10	Total No. of students Passed	31	24	55	52
11	Total No. of students with A/XF	0	0	0	2
12	Collected Passing Percentage without A/XF	100.00%	100.00%	100.00%	96.30%

Subject wise Result Analysis

Sl. No.	Subject	Total No. of Students Appeared	Total No. of Students Passed		Total No. of Students not Cleared		Passing Percentage 2021	Passing Percentage 2020
			Male	Female	Male	Female		
1	Risk Management	55	31	24	-	-	100.00%	100.00%
2	Business Plan Management	55	31	24	-	-	100.00%	98.15%
3	Business Capital & Private Equity	55	31	24	-	-	100.00%	100.00%
4	Insurance Tax - I	55	31	24	-	-	100.00%	98.15%
5	Corporate Restructuring	55	31	24	-	-	100.00%	100.00%
6	Project Work	55	31	24	-	-	100.00%	100.00%

Rank Holders

Sl. No.	Name of Student	Seat No.	Obtained Marks	Total Marks	%	Rank
1	DALVI JAYASHANKAR KISHOR KAMINI	2226692	569	600	94.83%	I
2	FATEL KRISHAASHISH DAPSHANA	2226697	560	600	93.33%	II
3	CHERIAN SNEHA JOY JYOTI	2226724	550	600	91.67%	III

Prepared By: *Smita C.*

Co-Ordinator
Co-Ordinator

Vice Principal SFD
Vice Principal SFD

Principal
Principal

(18)

RAJASTHANI SAMMELAN'S
GHANSHYAMDAS SARAF COLLEGE OF ARTS & COMMERCE
 (Re-Accredited by NAAC with 'A' Grade)
 Swami Vivekanand Road, Malad (West), Mumbai - 400 064

RESULT STATISTICS
TYBMM (Adv) (SEMESTER 6) May 2021

[I] Overall Analysis:-

Sr. No.	PARTICULARS	TOTAL
1.	Total No. of Students	99
2.	Total No. of Students Appeared	99
3.	Total No. of Students Passed With Grade 'O'	NIL
4.	Total No. of Students Passed With Grade 'A'	17
5.	Total No. of Students Passed With Grade 'B'	49
6.	Total No. of Students Passed With Grade 'C'	NIL
7.	Total No. of Students Passed With Grade 'D'	NIL
8.	Total No. of Students Passed With Grade 'E'	NIL
9.	No. of Students Failed	28
10.	No of Students whose result is held in Reserve	05
11.	Pass Percentage	71.71%

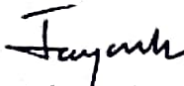
[II] Subject Wise Analysis:-

Sr. No.	Subject	Total Pass	Result %
1.	Fin Mgmt for Mktg & Advtg	97	97.97
2.	Prin & Prac of Direct Mktg	73	73.73
3.	Agency Mgmt	94	94.94
4.	Advtg & Mktg Res	94	94.94
5.	Legal Env't & Ad Ethics	96	96.96
6.	Contemporary Issues	95	95.95
7.	Digital Media	96	96.96

[III] Merit List:-

Rank	Name	Seat No.	Total	%
I	GUPTA TANUSHREE RITURAJ MADHU	1173182	634	90.57
II	KAMATH SALONI SANJAY SAJITA	1173197	586	83.71
III	KODLEKERE AKSHATA VIVEK UMA	1173203	573	81.85
III	NANDOLIA MOHAMED AFZAL MOHAMED HUSIAN SALMA	1173213	573	81.85


 Course Co-ordinator


 Principal



26

RAJASTHANI SAMMELAN'S
GHANSHYAMDAS SARAF COLLEGE OF ARTS & COMMERCE

(Re-Accredited by NAAC with 'A' Grade)
 Swami Vivekanand Road, Malad (West), Mumbai - 400 064

RESULT STATISTICS
TYBMM (Jour) (SEMESTER 6) May 2021

[I] Overall Analysis:-

Sr. No.	PARTICULAR	TOTAL
1.	Total No. of Students	30
2.	Total No. of Students Appeared	30
3.	Total No. of Students Passed With Grade 'O'	NIL
4.	Total No. of Students Passed With Grade 'A'	06
5.	Total No. of Students Passed With Grade 'B'	17
6.	Total No. of Students Passed With Grade 'C'	NIL
7.	Total No. of Students Passed With Grade 'D'	NIL
8.	Total No. of Students Passed With Grade 'E'	NIL
9.	No. of Students Failed	07
10.	No of Students whose result is held in Reserve	NIL
11.	Pass Percentage	76.66

[II] Subject Wise Analysis:-

Sr. No.	Subject	Total Pass	Result %
1.	Press Laws & Ethics	28	93.33
2.	Issues in Global Media	24	80
3.	Broadcast Journalism	27	90
4.	Business & Magazine Journalism	26	86.66
5.	News Media Mgmt	27	90
6.	Contemporary Issues	28	93.33
7.	Digital Media	28	93.33

[III] Merit List:-

Rank	Name	Seat No.	Total	%
I	GANGULY ANNYESHA ARPAN KUMAR A	1173261	566	80.85
II	GIRI EKTA MANOJKUMAR RANI	1173262	550	78.57
III	JADHAV SHREYA UMESH NISHA	1173265	548	78.28

Lead
 Co-ordinator

Jayant
 Principal



Ghanshyamdas Saraf College of Arts and Commerce
Result Analysis for T.Y.B.Com Sem VI April 2022 Exam

Grade Analysis

SRN	PARTICULARS	April 2022	May 2021
1	Total Number of Students Appeared	873	855
2	Total Number of Students Passed with 'O' Grade	254	277
3	Total Number of Students Passed with 'A+' Grade	330	402
4	Total Number of Students Passed with 'A' Grade	194	128
5	Total Number of Students Passed with 'B+' Grade	47	23
6	Total Number of Students Passed with 'B' Grade	23	9
7	Total Number of Students Passed with 'C' Grade	13	7
8	Total Number of Students Passed with 'D' Grade	4	NIL
9	Total Number of Students Failed	8	9
10	Total Number of Students Passed	865	846
11	University passing Percentage	-	-
12	College Passing Percentage	99.09	98.83%

Subject-wise Analysis

SRN	SUBJECT	TOTAL NO. OF STUDENTS	NO. OF STUDENTS ABSENT	NO. OF STUDENTS APPEARED	NO. OF STUDENTS PASSED	NO. OF STUDENTS FAILED	PASSING %	
							APRIL 2022	MAY 2021
1	A/c 1	873	NIL	873	867	6	99.31	100
2	A/c 2	873	NIL	873	873	NIL	100.00	99.53
3	MHRM	873	NIL	873	872	1	99.89	99.77
4	ECO	873	NIL	873	872	1	99.89	99.53
5	EM	791	NIL	791	791	NIL	100.00	99.73
6	D&IT	873	NIL	873	870	2	99.77	99.77
7	CS	82	NIL	82	82	NIL	100.00	100

Rank Holders

SRN	SEAT NO.	NAME OF STUDENT	MARKS OBTAINED	MAX. MARKS	RANK	PERCENTILE
1	1097869	CLERENCE KINNY	594	600	I	99.00 %
2	1097875	VIDHI KOLI	584	600	II	97.33 %
3	1097874	UNNATI KOLI	576	600	III	96.00 %
4	1097873	KAVISHA KOLI	576	600	III	96.00 %



Rajasthan Sammelan's
GHANSHYAMDAS SARAF COLLEGE OF ARTS & COMMERCE
Result Analysis

TYBMS (SEMESTER-VI), MAY 2022

Sr. No.	Particulars	Female	Male	May' 22	Apr' 21
1	Total number of students	77	71	148	138
2	Total number of students Appeared	77	71	148	138
3	Total number of students with "O" Grade	4	5	9	32
4	Total number of students with "A+" Grade	42	26	68	80
5	Total number of students with "A" Grade	20	25	45	19
6	Total number of students with "B+" Grade	11	15	26	6
7	Total number of students with "B" Grade	0	0	0	1
8	Total number of students with "C" Grade	0	0	0	0
9	Total number of students with "D" Grade	0	0	0	0
10	Total number of students Passed	77	71	148	138
11	Total number of students Failed	0	0	0	0
12	College Passing Percentage	100.00	100.00	100.00	100.00
13	University Passing Percentage	100.00	100.00	100.00	100.00

Subject wise Result Analysis

Sr. No.	Subject	No. of Students appeared	No. of stats passed		No. of stats not cleared		Pass % 2022	Pass % 2021
			Female	Male	Female	Male		
1	Operations Research	148	77	71	0	0	100.00%	100.00%
2	Project Work	148	77	71	0	0	100.00%	100.00%
Finance Elective								
4	International Finance	80	43	37	0	0	100.00%	100.00%
5	Innovative Financial Services	80	43	37	0	0	100.00%	100.00%
6	Strategic Financial Management	80	43	37	0	0	100.00%	100.00%
7	Indirect Taxes	80	43	37	0	0	100.00%	100.00%
Marketing Elective								
4	Brand Management	53	24	29	0	0	100.00%	100.00%
5	International Marketing	53	24	29	0	0	100.00%	100.00%
6	Media Planning & Management	53	24	29	0	0	100.00%	100.00%
7	Retail Management	53	24	29	0	0	100.00%	100.00%
HR Elective								
4	HRM in Global Perspective	15	10	5	0	0	100.00%	100.00%
5	HRM in Service Sector Management	15	10	5	0	0	100.00%	100.00%
6	Organisational Development	15	10	5	0	0	100.00%	100.00%
7	Workforce Diversity	15	10	5	0	0	100.00%	100.00%

Rank Holders

Finance Elective

Sr. No.	Name of Student	Seat No.	Marks	Out of	%	Rank	Grade
1	MAITY PREETI RANJIT BELA	1160125	512	600	85.33%	I	A+
2	PUROHIT SHRUTI DEEPAKBHAI PREETI	1160137	507	600	84.50%	II	A+
3	SHARMA OMKAR SHIVKUMAR AARTI	1160142	503	600	83.83%	III	O

Marketing Elective

Sr. No.	Name of Student	Seat No.	Marks	Out of	%	Rank	Grade
1	MEHTA RAVIJAA SANDEEP FALGUNI	1160056	533	600	88.83%	I	O
2	YADAV AAYUSH DEEPAK PADMA	1160083	513	600	85.50%	I	O
3	KEDIA ANUSHA SANJAY ANJU	1160048	508	600	84.67%	III	O

HR Elective

Sr. No.	Name of Student	Seat No.	Marks	Out of	%	Rank	Grade
1	RODRIGUES RHEA LEONARD FLORINE	1160179	495	600	82.50%	I	A+
2	KUNDER HARSHITA BALAKRISHNA VINITA	1160177	494	600	82.33%	II	A+
3	AMIRI AHMAD YAMA MOHAMMAD GHOU S ATIFA	1160169	483	600	80.50%	III	A+

Coordinator

Vice-Principal- SFD

Principal

Rajasthani Sammelan's
GHANSHYAMDAS SARAF COLLEGE OF ARTS & COMMERCE
S.V. Road, Malad West Mumbai 400 064

Result Analysis
B.Com (Accounting and Finance) - Sem VI - MAY 2022

Sr. No.	Particulars	May 2022			May 2021
		Female	Male	Total	Total
1	Total number of students	100	44	144	135
2	Total number of students appeared	100	44	144	135
3	Total Number of students passed with "O" Grade	7	1	8	38
4	Total number of students passed with "A+" Grade	43	22	65	68
5	Total number of students passed with "A" Grade	41	11	52	27
6	Total number of students passed with "B+" Grade	7	6	13	2
7	Total number of students passed with "B" Grade	2	2	4	0
8	Total number of students passed with "C" Grade	0	1	1	0
9	Total number of students passed with "D" Grade	0	0	0	0
10	Total number of students failed with ATKT	0	1	1	0
11	Total number of students passed	100	43	143	135
12	Passing percentage with ATKT	100	100	100	100
13	Passing percentage without ATKT	100	97.73	99.31	100

Subject wise Result Analysis

Sr. No.	Subject	May 2022						May 2021
		Total no. of Students Appeared	Total no. of Students Passed (Female)	Total no. of Students Passed (Male)	Total no. of Students failed		Passing %	Passing %
					F	M		
1	Financial Accounting - VII	144	100	44	0	0	100	100
2	Cost Accounting - IV	144	100	44	0	0	100	100
3	Financial Management - III	144	100	44	0	0	100	100
4	Taxation - V	144	100	44	0	0	100	100
5	Economics - III	144	100	44	0	0	100	100
6	Project Work	143	100	43	0	0	100	100

Rank Holders

Sr. No.	Name of the Student	Seat No.	Total Marks	Out of	%	Rank
1	SONAGRA ANAMIKA LALIT	1004271	565	600	94.17	FIRST
2	YADAV ADITI DINESH	1004286	531	600	88.5	SECOND
3	SHETTY SAKSHI SHODHAN	1004261	529	600	88.17	THIRD

M. G. G.
Co-ordinator

L. K. G.
Vice Principal SFD



J. K. G.
Principal

Rajasthan Sammelan Education Trust
GHANSHYAMDAS SARAF COLLEGE OF ARTS & COMMERCE
 S.V. Road, Malad West, Mumbai - 400064

RESULT ANALYSIS
T.Y. B.Com (Banking & Insurance) Sem - VI, April 2022

SR. NO	PARTICULARS	May-22			May-21
		MALE	FEMALE	TOTAL	TOTAL
1	Total No. of students	44	84	128	101
36	Total No. of students Appeared	44	84	128	101
3	Total no. of students pass with O Grade	-	2	2	23
4	Total no. of students pass with A+ Grade	17	34	51	66
	Total no. of students pass with A Grade	20	37	57	9
	Total no. of students pass with B+ Grade	6	8	14	2
7	Total no. of students pass with B Grade	1	2	3	1
8	Total no. of students pass with C Grade	-	-	0	0
9	Total no. of students pass with D Grade	-	-	0	0
9	Total no. of students pass with E Grade	-	-	0	0
10	Total no. of students pass with F Grade	-	1	1	0
11	Total no. of students passed	44	83	127	101
12	Total no. of students with ATKT	-	-	-	0
13	Total no. students failed	-	1	1	0
14	College passing percentage without ATKT	100.00	99.21	99.21	100.00
15	College passing percentage with ATKT	100.00	100.00	100.00	100.00

Subject Wise Result Analysis

Sr. No.	Subjects	Total No. of students Appeared	Total No. of students Passed			Total no. of students not Cleared		Passing Percentage in 2022	Passing Percentage in 2021
			TOTAL	MALE	FEMA	MALE	FEMALE		
	Central Banking	128	128	44	84	-	-	100.00	100.00
2	Security Analysis & Portfolio Management	128	128	44	84	-	-	100.00	100.00
3	Auditing - II	128	128	44	84	-	-	100.00	100.00
4	Human Resource Management	128	128	44	84	-	-	100.00	100.00
5	Turnaround Management	128	128	44	84	-	-	100.00	100.00
6	Project Work in Bank. & Ins.	128	127	44	83	-	1	99.21	100.00

Rank Holders

Sr.	Name of the Student	Seat No.	Total Marks	Out of	Grade	Rank
1	Ms. Kanojia Shweta Devnath	1018497	535	600	0	I
2	Ms. Pithwa Keshwi Ketan	1018528	517	600	0	II
3	Pawar Shweta Santosh	1018527	515	600	A+	III

Urvi Pillai


Dr. URVI PILLAI
(BCBI COORDINATOR)

Lipi Mukherjee

DR. LIPI MUKHERJEE
(VICE PRINCIPAL-SFD)

Jayant Apte

Dr. Jayant Apte
(PRINCIPAL)



Rajasthani Sammelan's
GHANSHYAMDAS SARAF COLLEGE OF ARTS & COMMERCE
S.V. Road, Malad West Mumbai 400 064

Result Analysis

B.Sc (Information Technology) Sem VI APRIL 2022

Sr. No.		M	F	Apr-22	Apr-21
1	Total number of students	54	17	71	54
2	Total number of students Appeared	54	17	71	54
3	Total Number of Students Pass with "O" Grade	0	0	0	5
4	Total number of students Pass with "A+" Grade	8	1	9	27
5	Total number of students Pass with "A" Grade	21	8	29	14
6	Total number of students pass with "B+" Grade	16	7	23	8
7	Total number of students pass with "B" Grade	8	1	9	0
9	Total number of students pass with "C" Grade	0	0	0	0
11	Total number of students pass with "D" Grade	0	0	0	0
13	Total number of students with Failed	1	0	1	0
14	Total number of students with Passed	53	17	71	54
15	Total number of students in RLE	0	0	0	0
16	College Passing percentage	98.14	100.00	98.59	100.00
17	University passing percentage				

Subject wise Result Analysis

Sr. No.	Subject	Total no. of Students Appeared	Total no. of Students Passed		Total no. of Students Not Cleared		Passing % 2022	Passing % 2021
			M	F	M	F		
	Compulsory							
1	Software Quality Assurance	71	54	17	0	0	100%	100%
2	Business Intelligence	71	53	17	1	0	98.59%	100%
3	Security in computing	71	54	17	0	0	100%	100%
4	geographical information Systems	71	54	17	0	0	100%	100%
5	IT Service Management	71	54	17	0	0	100%	100%


Rank Holders

Sr. No.	Name of Student	Seat No.	Total Marks	Out of	%	Rank
1	SAYED TOHID DASTAGIR	2016197	731	850	86	I
2	YADAV ADITYA RAMPRASAD	2016213	715	850	84.12	II
3	GOHIL HIMANSHU KISHOR	2016160	678	850	79.76	III

Nahyan
Prepared by

V. K. K.
Course Coordinator

Devi
Vice Principal(SFD)



S. K. S.
I/C Principal

Result Analysis

T.Y. B.Com. (Financial Markets) Sem VI May 2022

Sr. No	Particulars	May-22			May-21
		Male	Female	Total	Total
1	Total number of students	38	16	54	55
2	Total No. of students Appeared	37	16	53	55
3	Total No. of Students Pass with "O" Grade	1	0	1	16
4	Total No. of students Pass with "A+" Grade	14	5	19	30
5	Total No. of students Pass with "A" Grade	15	7	22	8
6	Total No. of students pass with "B+" Grade	6	4	10	1
7	Total No. of students pass with "B" Grade	0	0	0	-
8	Total No. of students pass with "C" Grade	0	0	0	-
9	Total No. of students pass with "D" Grade	0	0	0	-
10	Total No. of students Passed	36	16	52	55
11	Total No. of students with ATKT	1	0	1	0
12	College Passing Percentage without ATKT	97.30%	100.00%	98.11%	100.00%


Subject wise Result Analysis


Sr. No.	Subject	Total no. of Students Appeared	Total No. of Students Passed		Total No. of Students not Cleared		Passing % 2022	Passing % 2021
			Male	Female	Male	Female		
1	Risk Management	53	36	16	1	-	98.11%	100.00%
2	Mutual Fund Management	53	37	16	-	-	100.00%	100.00%
3	Venture Capital & Private Equity	53	37	16	-	-	100.00%	100.00%
4	Indirect Tax - GST	53	37	16	-	-	100.00%	100.00%
5	Corporate Restructuring	53	37	16	-	-	100.00%	100.00%
6	Project Work	52	36	16	-	-	100.00%	100.00%


Rank Holders

Sr. No.	Name of Student	Seat No.	Obtained Marks	Total Marks	%	Rank
1	KHANDELWAL VARUN VIKAS RAKHEE	1028718	533	600	88.83%	I
2	PAWAR ADITYA RAJARAM RASHMI	1028727	514	600	85.67%	II
3	JADHAV ROHINI PRAKASH SHOBHA	1028707	511	600	85.17%	III


Prepared By


Co-Ordinator


Vice Principal SFD


Principal



RAJASTHANI SAMMELAN'S
GHANSHYAMDAS SARAF COLLEGE OF ARTS & COMMERCE

(Re-Accredited by NAAC with 'A' Grade)
Swami Vivekanand Road, Malad (West), Mumbai – 400 064

RESULT STATISTICS
TYBAMMC (SEM VI) APRIL 2022

[I] Overall Analysis:-

Sr. No.	PARTICULARS	TOTAL
1.	Total No. of Students	86
2.	Total No. of Students Appeared	86
3.	Total No. of Students Passed With Grade 'O'	06
4.	Total No. of Students Passed With Grade 'A'	69
5.	Total No. of Students Passed With Grade 'B'	01
6.	Total No. of Students Passed With Grade 'C'	00
7.	Total No. of Students Passed With Grade 'D'	00
8.	No. of Students Failed (With ATKT)	10
9.	No of Students whose result is held in Reserve	NIL
10.	Pass Percentage	88.37 %

[II] Subject Wise Analysis:-


Sr. No.	Subject	Total Pass	Result %
1	Digital Media	85	98.83
2	Advertising Design	78	90.69
3	Brand Management	84	97.67
4	Media Planning and Buying	85	98.83
5	Advertising & Sales Promotion	84	97.67
6	Rural Marketing and Advertising	85	98.83

[III] Merit List:-

Rank	Name	Seat No.	Total	%
I	Parkar Baasil Abdul Hamid Nasima	3519402	544	90.66
II	Shikhare Omik Santosh Surekha	3519426	536	89.33
III	Nawal Radhika Vijay Sangeeta	3519399	521	86.83


Course Coordinator




Principal
I/C PRINCIPAL
Rajasthani Sammelan Education Trust
Ghanshyamdas Saraf College
Of Arts & Commerce

RAJASTHANI SAMMELAN'S
GHANSHYAMDAS SARAF COLLEGE OF ARTS & COMMERCE
 (Re-Accredited by NAAC with 'A' Grade)
 Swami Vivekanand Road, Malad (West), Mumbai – 400 064

RESULT STATISTICS
TYBMMC (SEM VI) APRIL 2022

[I] Overall Analysis:-

Sr. No.	PARTICULARS	TOTAL
1.	Total No. of Students	21
2.	Total No. of Students Appeared	21
3.	Total No. of Students Passed With Grade 'O'	01
4.	Total No. of Students Passed With Grade 'A'	14
5.	Total No. of Students Passed With Grade 'B'	00
6.	Total No. of Students Passed With Grade 'C'	00
7.	Total No. of Students Passed With Grade 'D'	00
8.	No. of Students Failed (With ATKT)	06
9.	No of Students whose result is held in Reserve	NIL
10.	Pass Percentage	100 %

[II] Subject Wise Analysis:-

Sr. No.	Subject	Total Pass	Result %
1	Digital Media	20	95.23
2	Newspaper and Magazine Design	17	80.95
3	Sports Journalism	20	95.23
4	Crime Reporting	20	95.23
5	Fake News and Fact Checking	20	95.23
6	Television Journalism	20	95.23

[III] Merit List:-


Rank	Name	Seat No.	Total	%
I	Dwivedi Sujata Kanhaiya Gayatri	3519450	514	85.66
II	Shaikh Luiza Tanvir Akhtar Tarannum	3519464	498	83.00
III	Khan Tanvir Ahmed Jameel Ahmed Fatimabee	3519456	493	82.16


 Course Coordinator


 Principal

I/C PRINCIPAL

Rajasthani Sammelan Education Trust
 Ghanshyamdass Saraf College
 Of Arts & Commerce



Rajasthan Sammelan's
GHANSHYAMDAS SARAF COLLEGE OF ARTS & COMMERCE
S.V. Road, Malad West Mumbai 400 064

Result Analysis

M.Com Part -II (SEMESTER-IV) , May 2022 (conducted in June 2022)

Sr. No.	Particulars	May' 2022			May' 2021
		Male	Female	Total	Total
1	Total number of students	56	121	177	202
2	Total number of students Appeared	55	121	176	198
3	Total number of students with "O" Grade	16	30	46	67
4	Total number of students with "A+" Grade	20	51	71	74
	Total number of students with "A" Grade	8	18	26	37
5	Total number of students with "B+" Grade	3	6	9	11
	Total number of students with "B" Grade	0	1	1	2
6	Total number of students with "C" Grade	0	0	0	0
7	Total number of students with "D" Grade	0	0	0	0
8	Total number of students passed with pass	47	106	153	191
9	Total number of students failed	8	15	23	7
10	College Passing Percentage	85.45	87.60	86.93	96.46

Subject wise Result Analysis

Sr. No.	Subjects	May' 2022												May' 21
		Total no. of Students appeared			Total no. of Students Passed			Total no. of Students failed			Passing %			Passing %
		M	F	Total	M	F	Total	M	F	Total	M	F	Total	
	Adv. Accountancy, corporate Accountancy & Fin. Mgmt													
1	Corp. Financial Accounting	39	93	132	37	90	127	2	3	5	95	97	96	99%
2	Ind Tax - Introduction of GST	39	93	132	39	92	131	--	1	1	100	99	99	100%
3	Financial Management	39	93	132	39	84	123	--	9	9	100	90	93	99%
4	Project Work - II	41	91	132	41	91	132	--	--	--	100	100	100	100%
	Business Studies (Management)													
1	Supply Chain Mgmt & Logistics	13	27	40	13	26	39	--	1	1	100	96	98	99.0%
2	Advertising & Sales Mgmt	13	27	40	12	27	39	1	--	1	92	100	98	94.0%
	Retail Management	13	27	40	12	27	39	1	--	1	92	100	98	99.0%
4	Project Work - II	12	26	38	12	26	38	--	--	--	100	100	100	100.0%

Rank Holders


Adv. Accountancy, corporate Accountancy & Fin. Mgmt

Sr. No.	Name of Student	Seat No.	Total Marks	Out off	Percentage	Rank
1	Sharma Rahul Rajesh Aruna	1178574	377	400	94.25	I
2	Sharma Bhagyashree Prakash Manisha	1178570	355	400	88.75	II
3	Shaikh Sifat Moheeb Shaheen	1178569	354	400	88.50	III

Business Studies (Management)

Sr. No.	Name of Student	Seat No.	Total Marks	Out off	Percentage	Rank
1	Jithra Prachi Premal Lopa	1178449	354	400	88.50	I
2	Mukadam Saima Arif Zeenat	1178461	339	400	84.75	II
3	Pansari Mayurika Ajay Shilpi	1178465	338	400	84.50	III

Devi K. Jee
Vice-Principal (SFD)



Ashwateem
Principal

Year	Program Code	Program Name	Number of students appeared in the final year examination	Number of students passed in final year examination
2021-22 (SEM 5)	BCOM	Bachelor of Commerce	873	866
	BCAF	Bachelor of Commerce (Accounting and Finance)	144	142
	BCFM	Bachelor of Commerce (Financial Markets)	53	53
	BMS	Bachelor of Management Studies	148	148
	BCBI	Bachelor of Commerce (Banking and Insurance)	128	123
	BSC(IT)	Bachelor of Science (Information Technology)	71	70
	BMM	Bachelor of Mass Media (Journalism)	20	18
	BMM	Bachelor of Mass Media (Advertising)	85	72
	M.COM	Master of Commerce	176	169
Year	Program Code	Program Name	Number of students appeared in the final year examination	Number of students passed in final year examination
2021-22 (SEM 6)	B.COM	Bachelor of Commerce	873	865
	BCAF	Bachelor of Commerce (Accounting and Finance)	144	143
	BCFM	Bachelor of Commerce (Financial Markets)	53	52
	BMS	Bachelor of Management Studies	148	148
	BCBI	Bachelor of Commerce (Banking and Insurance)	128	127
	B.SC(IT)	Bachelor of Science (Information Technology)	71	70
	BMM	Bachelor of Mass Media (Journalism)	20	15
	BMM	Bachelor of Mass Media (Advertising)	85	76
	M.COM	Master of Commerce	176	153



Result Analysis

TYBMS (SEMESTER-VI), APRIL 2023

Sr. No.	Particulars	Female	Male	Apr' 23	May' 22
1	Total number of students	75	72	147	148
2	Total number of students Appeared	74	72	146	148
3	Total number of students with "O" Grade	2	0	2	9
4	Total number of students with "A+" Grade	19	12	31	68
5	Total number of students with "A" Grade	25	22	47	45
6	Total number of students with "B+" Grade	16	15	31	26
7	Total number of students with "B" Grade	4	11	15	0
8	Total number of students with "C" Grade	1	5	6	0
9	Total number of students with "D" Grade	0	0	0	0
10	Total number of students Passed	67	65	132	148
11	Total number of students Failed	7	7	14	0
12	College Passing Percentage	90.54	90.28	90.41	100.00
13	University Passing Percentage	**	**	**	**

Subject wise Result Analysis

Sr. No.	Subject	No. of Students appeared	No. of slots passed		No. of slots not cleared		Pass % 2023	Pass % 2022
			Female	Male	Female	Male		
1	Operations Research	146	69	69	5	3	94.52%	100.00%
2	Project Work	143	72	71	0	0	100.00%	100.00%
Finance Elective								
4	International Finance	52	26	24	1	1	96.15%	100.00%
5	Innovative Financial Services	52	27	25	0	0	100.00%	100.00%
6	Strategic Financial Management	52	26	25	1	0	98.08%	100.00%
7	Indirect Taxes	52	27	25	0	0	100.00%	100.00%
Marketing Elective								
4	Brand Management	68	25	41	0	2	97.06%	100.00%
5	International Marketing	68	24	40	1	3	94.12%	100.00%
6	Media Planning & Management	68	25	41	0	2	97.06%	100.00%
7	Retail Management	68	25	43	0	0	100.00%	100.00%
HR Elective								
4	HRM in Global Perspective	25	21	3	0	1	96.00%	100.00%
5	HRM in Service Sector Management	25	20	4	1	0	96.00%	100.00%
6	Organisational Development	25	21	4	0	0	100.00%	100.00%
7	Workforce Diversity	25	20	4	1	0	96.00%	100.00%

Rank Holders

Finance Elective

Sr. No.	Name of Student	Seat No.	Marks	Out of	%	Rank	Grade
1	/Mandal Tulsi Amod Mantidevi	2124193	517	600	86.17%	I	O
2	Lohia Mayank Sharwan Santosh	2124192	516	600	86.00%	II	A+
3	/Chokhra Siddhi Anand Sharda	2124965	506	600	84.33%	III	A+

Marketing Elective

Sr. No.	Name of Student	Seat No.	Marks	Out of	%	Rank	Grade
1	Dias Aaron Alder Shilpa	2123805	500	600	83.33%	I	A+
2	/Das Runu Dilip Chhanda	2123790	484	600	80.67%	II	A+
3	/Semwal Nisha Keshav Biresha	2124641	483	600	80.50%	III	A+

HR Elective

Sr. No.	Name of Student	Seat No.	Marks	Out of	%	Rank	Grade
1	/Naqvi Zenobia Ali Shazia	2124374	479	600	79.83%	I	A+
2	Baal Anuj Nitin Anita	2123641	469	600	78.17%	II	A+
3	/Shaikh Zikra Rizwan Shaheen	2124927	463	600	77.17%	III	A+

Prepared by

Coordinator

Vice-Principal- SFD

Principal

Rajasthani Sammelan's
GHANSHYAMDAS SARAF COLLEGE OF ARTS & COMMERCE
 S.V. Road, Malad West Mumbai 400 064

Result Analysis
B.Com (Accounting and Finance) - Sem VI - MAY 2023

Sr. No.	Particulars	May 2023			May 2022
		Female	Male	Total	Total
1	Total number of students	88	59	147	144
2	Total number of students appeared	88	59	147	144
3	Total Number of students passed with "O" Grade	0	0	0	8
4	Total number of students passed with "A+" Grade	17	10	27	65
5	Total number of students passed with "A" Grade	31	25	56	52
6	Total number of students passed with "B+" Grade	20	12	32	13
7	Total number of students passed with "B" Grade	7	2	9	4
8	Total number of students passed with "C" Grade	1	2	3	1
9	Total number of students passed with "D" Grade	0	0	0	0
10	Total number of students failed with ATKT	11	8	19	1
11	Total number of students passed	76	51	127	143
12	Passing percentage with ATKT	100	100	100	100
13	Passing percentage without ATKT	87.36	86.44	86.99	99.31

*Result of one student is not declared as on the date of preparing this analysis, so no. of students considered = 146

Subject wise Result Analysis

Sr. No.	Subject	May 2023						May 2022
		Total no. of Students Appeared	Total no. of Students Passed (Female)	Total no. of Students Passed (Male)	Total no. of Students failed		Passing %	Passing %
					F	M		
1	Financial Accounting - VII	147	83	58	4	1	96.57	100
2	Cost Accounting - IV	147	83	58	2	3	96.57	100
3	Financial Management - III	147	83	54	4	5	93.83	100
4	Taxation - V	147	81	59	6	0	95.89	100
5	Economics - III	147	81	56	6	3	93.83	100
6	Project Work	147	88	59	0	0	100	100

Rank Holders

Sr. No.	Name of the Student	Seat No.	Total Marks	Out of	%	Rank
1	ANSARI NAZRANA SHAHBUDDIN	2099884	501	600	83.5	FIRST
2	YADAV CHINTU ANIRUDDH	2100771	488	600	81.33	SECOND
3	SANI REENA BABLU	2100579	484	600	80.67	THIRD

Mans
 Co-ordinator



Sankeye
 Vice Principal SED



Shivadas
 Principal
PRINCIPAL

Rajasthan Sammelan Education Trust
GHANSHYAMDAS SARAF COLLEGE OF ARTS & COMMERCE
 S.V. Road, Malad West, Mumbai - 400064

RESULT ANALYSIS

T.Y. B.Com (Banking & Insurance) Sem - VI, April 2023

SR. NO.	PARTICULARS	May-23			May-22
		MALE	FEMALE	TOTAL	TOTAL
1	Total No. of students	45	96	141	128
2	Total No. of students Appeared	44	95	139	128
3	Total no. of students pass with O Grade	0	1	1	2
4	Total no. of students pass with A+ Grade	2	11	13	51
5	Total no. of students pass with A Grade	10	39	49	57
6	Total no. of students pass with B+ Grade	10	18	28	14
7	Total no. of students pass with B Grade	8	9	17	3
8	Total no. of students pass with C Grade	2	2	4	0
9	Total no. of students pass with D Grade	1	0	1	0
10	Total no. of students pass with E Grade	0	0	0	0
11	Total no. of students pass with F Grade	0	0	0	0
12	Total no. of students passed	32	81	113	127
13	Total no. of students with ATKT	0	0	0	0
14	Total no. students failed	12	14	26	1
15	College passing percentage without ATKT	72.72	85.26	81.29	99.21
16	College passing percentage with ATKT	100.00	100.00	100.00	100.00

Subject Wise Result Analysis

Sr. No.	Subjects	Total no. of students appeared	Total no. of students passed			Total no. of students not cleared		Passing Percentage in 2023	Passing Percentage in 2022
			TOTAL	MALE	FEMALE	MALE	FEMALE		
1	Central Banking	139	128	41	87	3	8	92.08	100.00
2	Security Analysis & Portfolio Management	139	122	41	91	3	4	86.33	100.00
3	Auditing - II	139	128	41	88	4	7	92.08	100.00
4	Human Resource Management	139	128	40	87	5	8	90.64	100.00
5	Turnaround Management	139	124	38	86	6	9	89.20	100.00
6	Project	139	139	44	95	0	0	100.00	99.21

Rank Holders

	Name of the Student	Seat No.	Total Marks	Out of	Grade	Rank
1	Thevar Ushanithi Ravindram	2087647	500	600	O	I
2	Suthar Bhavikakumari	2087636	467	600	A+	II
3	Fernandes Romeo	2067296	451	600	A+	III

Dr. URVI PILLAI
(BCBI COORDINATOR)

DR. LIPI MUKHERJEE
(VICE PRINCIPAL-SFD)

Dr. ASHWAT DESAI
(PRINCIPAL)

Result Analysis

T.Y. B.Com. (Financial Markets) Sem VI May 2023

Sr. No	Particulars	May-23			May-22
		Male	Female	Total	Total
1	Total number of students	47	22	69	54
2	Total No. of students Appeared	46	22	68	53
3	Total No. of Students Pass with "O" Grade	Zero	Zero	Zero	1
4	Total No. of students Pass with "A+" Grade	3	2	5	19
5	Total No. of students Pass with "A" Grade	12	7	19	22
6	Total No. of students pass with "B+" Grade	8	8	16	10
7	Total No. of students pass with "B" Grade	8	2	10	0
8	Total No. of students pass with "C" Grade	6	1	7	0
9	Total No. of students pass with "D" Grade	Zero	Zero	Zero	0
10	Total No. of students Passed	38	20	58	52
11	Total No. of students with ATKT	8	2	10	1
12	College Passing Percentage without ATKT	82.61%	90.91%	85.29%	98.11%

Subject wise Result Analysis

Sr. No.	Subject	Total no. of Students Appeared	Total No. of Students Passed		Total No. of Students not Cleared		Passing % 2023	Passing % 2022
			Male	Female	Male	Female		
1	Risk Management	67	39	20	6	2	88.06%	98.11%
2	Mutual Fund Management	68	42	21	4	1	92.65%	100.00%
3	Venture Capital & Private Equity	68	41	20	5	2	89.71%	100.00%
4	Indirect Tax - GST	66	42	21	3	Zero	95.45%	100.00%
5	Corporate Restructuring	68	41	22	5	Zero	92.65%	100.00%
6	Project Work	64	42	22	Zero	Zero	100.00%	100.00%

Rank Holders

Sr. No.	Name of Student	Seat No.	Obtained Marks	Total Marks	%	Rank
1	KUMAVAT MANSI NARENDRA GANGA	2128476	490	600	81.67%	I
2	CHORASIA PRERANA RAMJAGIR REETA	2128451	474	600	79.00%	II
3	CHOUHAN BALKRISHNA RAJKUMAR MADHU	2128454	451	600	75.17%	III



Prepared By


Co-Ordinator


Vice Principal SFD


Principal



Rajasthan Sammelan's
GHANSHYAMDAS SARAF COLLEGE OF ARTS & COMMERCE
S.V. Road, Malad West Mumbai 400 064

Result Analysis

B.Sc (Information Technology) Sem VI May 2023


Sr. No.		M	F	May-23	Apr-22
1	Total number of students	46	19	65	71
2	Total number of students Appeared	46	19	65	71
3	Total Number of Students Pass with "O" Grade	0	0	0	0
4	Total number of students Pass with "A+" Grade	0	1	1	9
5	Total number of students Pass with "A" Grade	5	4	9	29
6	Total number of students pass with "B+" Grade	15	3	18	23
7	Total number of students pass with "B" Grade	5	4	9	9
9	Total number of students pass with "C" Grade	3	1	4	0
11	Total number of students pass with "D" Grade	1	0	1	0
13	Total number of students Passed	29	13	42	70
14	Total number of students with ATKT	17	6	23	1
15	Total number of students Failed	0	0	0	0
16	College Passing percentage without ATKT	63.0434783	68.42105263	64.62	98.59
17	College Passing percentage with ATKT	100%	100%	100%	100%


Subject wise Result Analysis


Sr. No.	Subject	Total no. of Students Appeared	Total no. of Students Passed		Total no. of Students Not Cleared		Passing %2023	Passing % 2022
			M	F	M	F		
	Compulsory							
1	Software Quality Assurance	65	39	16	7	3	84.61	100.00%
2	Security In Computing	65	35	18	11	1	81.50	100.00%
3	Business Intelligence	65	39	16	7	3	84.61	99%
4	Principles of GIS	65	39	18	7	1	87.69	100%
5	ITSM	65	35	14	11	5	75.38	100%

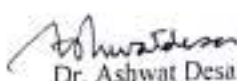
Rank Holders

Sr. No.	Name of Student	Seat No.	Total Marks	Out of	%	GPA	Rank
1	Rawal Meenal Ramamlal Urmila	4024570	651	800	81.38	9.1	I
2	Prajapat Mangesh Brijlal Vidya	4024501	634	800	79.25	8.7	II
3	Bhosle Aryan Rajesh Rashmi	4024186	629	800	78.63	8.4	III


 Prof. Shraddha Kokate
 Prepared by


 Prof. Mansi Dangarwala
 BSCIT Coordinator


 Dr. Lipi Mukherjee
 Vice Principal(SFD)


 Dr. Ashwat Desai
 I/C Principal

Note: Total no of students appeared: 67. 2 students results not declared as yet hence appeared 65 as of now



Ghanshyamdas Saraf College of Arts and Commerce
Result Analysis for T.Y.B.Com Sem VI April 2023 Exam

Grade Analysis

SRN	PARTICULARS	April 2023(OffLine)	April 2022(Online)
1	Total Number of Students Appeared	845	873
2	Total Number of Students Passed with 'O' Grade	NIL	254
3	Total Number of Students Passed with 'A+' Grade	37	330
4	Total Number of Students Passed with 'A' Grade	121	194
5	Total Number of Students Passed with 'B+' Grade	183	47
6	Total Number of Students Passed with 'B' Grade	174	23
7	Total Number of Students Passed with 'C' Grade	117	13
8	Total Number of Students Passed with 'D' Grade	37	4
9	Total Number of Students Failed	176	8
10	Total Number of Students Passed	669	865
11	University passing Percentage	Note	-
12	College Passing Percentage	79.17%	99.09

Subject-wise Analysis

SRN	SUBJECT	TOTAL NO. OF STUDENTS	NO. OF STUDENTS ABSENT	NO. OF STUDENTS APPEARED	NO. OF STUDENTS PASSED	NO. OF STUDENTS FAILED	PASSING %	
							APRIL 2023	APRIL 2022
1	A/c 1 (FA)	864	19	845	790	55	93.49	99.31
2	A/c 2 (CA)	864	19	845	800	45	94.67	100.00
3	MHRM	864	20	844	751	93	86.92	99.89
4	ECO	864	19	845	758	87	89.70	99.89
5	EM	692	19	673	665	08	98.81	100.00
6	D&IT	864	21	843	840	03	99.64	99.77
7	CS	172	00	172	172	00	100	100.00

Rank Holders

SRN	SEAT NO.	NAME OF STUDENT	MARKS OBTAINED	MAX. MARKS	RANK	PERCENTILE
1	2058903	Rodrigues Shirlyn Julia Peter	504	600	I	84.00%
2	2061127	Sharma Shubham Kumar Vijay	491	600	II	81.83%
3	2058147	Narla Pravin Mangilal	486	600	III	81.00%
3	2060257	PRAJAPATI PRIYA ANIL	486	600	III	81.00%

Note: The University Passing Percentage as per Times of India Dated 8th June 2023 is 38%

Prepared by
Dr. Rajendra Patil

Dr. Seema Agarwal
Exam Incharge

Dr. Ashwat Desai
Principal



RESULT STATISTICS
TY BA MMC SEM VI, APRIL 2023-Journalism

[I] Overall Analysis:-

Sr. No.	PARTICULAR	TOTAL
1.	Total No. of Students	23
2.	Total No. of Students Appeared	22
3.	Total No. of Students Passed With Grade 'O'	NIL
4.	Total No. of Students Passed With Grade 'A+'	03
5.	Total No. of Students Passed With Grade 'A'	07
6.	Total No. of Students Passed With Grade 'B+'	05
7.	Total No. of Students Passed With Grade 'B'	01
8.	Total No. of Students Passed With Grade 'C'	02
9.	Total No. of Students Passed With Grade 'D'	NIL
10.	Total No. of Students Passed With Grade 'E'	NIL
11.	No. of Students Passed Without ATKT	19
12.	No. of Students Passed With ATKT	23
13.	No. of Students Failed	04
14.	Pass Percentage With ATKT	100%
15.	Pass Percentage Without ATKT	82.26%

[II] Subject Wise Analysis:-

Sr. No.	Subject	Total Pass	Result %
1.	Digital Media	22	95.65%
2.	Newspaper & Magazine Design	21	91.30%
3.	Sports Journalism	23	100%
4.	Crime Reporting	21	91.30%
5.	Fake News and Fact Checking	22	95.65%
6.	Television Journalism	21	91.30%

[III] Merit List:-

Rank	Name	Seat No.	Total	GPA%
I	Pandey Akansha Vedprakash	1004292	448	9.20
II	Dubey Ramritik Chandrashekhar	1004118	420	8.65
III	Jain Aanchal Lalit	1004122	435	8.85

Handwritten Signature
12/10/23
Coordinator/ Exam-In-Charge

Handwritten Signature
Principal



PRINCIPAL
Rajasthani Sammelan Education Trust
Ghanshyamdas Saraf College
Of Arts & Commerce

RESULT STATISTICS

TY BA MMC SEM VI, APRIL 2023-Advertising

[I] Overall Analysis:-

Sr. No.	PARTICULAR	TOTAL
1.	Total No. of Students	97
2.	Total No. of Students Appeared	95
3.	Total No. of Students Passed With Grade 'O'	NIL
4.	Total No. of Students Passed With Grade 'A+'	10
5.	Total No. of Students Passed With Grade 'A'	24
6.	Total No. of Students Passed With Grade 'B+'	17
7.	Total No. of Students Passed With Grade 'B'	09
8.	Total No. of Students Passed With Grade 'C'	04
9.	Total No. of Students Passed With Grade 'D'	NIL
10.	Total No. of Students Passed With Grade 'E'	NIL
11.	No. of Students Passed Without ATKT	64
12.	No. of Students Passed With ATKT	95
13.	No. of Students Failed	31
14.	Pass Percentage With ATKT	100%
15.	Pass Percentage Without ATKT	67.36%

[II] Subject Wise Analysis:-

Sr. No.	Subject	Total Pass	Result %
1.	Digital Media	81	85.26%
2.	Advertising Design	90	94.73%
3.	Brand Management	82	86.31%
4.	Media Planning & Buying	83	87.36%
5.	Advertising & Sales Promotion	78	82.10 %
6.	Rural Marketing & Advertising	83	87.36%

[III] Merit List:-

Rank	Name	Seat No.	Total	GPA%
I	Tandel Krupa Narayan	1004357	452	9.25
II	Nail Sumit Rajan	1004180	444	9.10
III	Chakravarty Mishu Anil	1004002	413	8.70
III	Mundra Kayra RadheyShyam	1004177	418	8.70

[IV]-Overall Topper

SeatNo	Name	CGPI
I	Rathod Sanjana Chetan	8.97

[Signature]
12/10/23
Co-ordinator/ Exam-In-Charge



[Signature]
Principal

PRINCIPAL

Rajasthani Sammelan Education Trust
Ghanshyamdas Saraf College

Rajsthani Sammelan's
GHANSHYAMDAS SARAF COLLEGE OF ARTS & COMMERCE
S.V. Road, Malad West Mumbai 400 064

Result Analysis

M.Com Part -II (SEMESTER-IV) , May 2023 (conducted in June 2023)

Sr. No.	Particulars	May' 2023			May' 2022
		Male	Female	Total	Total
1	Total number of students	79	120	199	177
2	Total number of students Appeared	74	113	187	176
3	Total number of students with "O" Grade	5	12	17	46
4	Total number of students with "A+" Grade	16	24	40	71
	Total number of students with "A" Grade	13	28	41	26
5	Total number of students with "B+" Grade	11	17	28	9
	Total number of students with "B" Grade	1	10	11	1
6	Total number of students with "C" Grade	0	1	1	0
7	Total number of students with "D" Grade	0	0	0	0
8	Total number of students passed with pass	46	92	138	153
9	Total number of students failed	28	21	49	23
10	College Passing Percentage	62.16	81.42	73.80	86.93

Subject wise Result Analysis

Sr. No.	Subjects	May' 2023												May' 22
		Total no. of Students appeared			Total no. of Students Passed			Total no. of Students failed			Passing %			Passing %
		M	F	Total	M	F	Total	M	F	Total	M	F	Total	
	Adv. Accountancy, corporate Accountancy & Fin. Mgmt													
1	Corp. Financial Accounting	49	70	119	38	60	98	11	10	21	78	86	82	96%
2	Ind Tax - Introduction of GST	51	70	121	48	70	118	3	--	3	94	100	98	99%
3	Financial Management	51	70	121	45	66	111	6	4	10	88	94	92	93%
4	Project Work - II	40	72	112	40	72	112	--	--	--	100	100	100	100%
	Business Studies (Management)													
1	Supply Chain Mgmt & Logistics	22	39	61	17	35	52	5	4	9	77	90	85	98.0%
2	Advertising & Sales Mgmt	22	39	61	17	36	53	5	3	8	77	92	87	98.0%
3	Retail Management	21	39	60	19	35	54	2	4	6	90	90	90	98.0%
4	Project Work - II	21	38	59	21	38	59	--	--	--	100	100	100	100.0%

Rank Holders

Adv. Accountancy, corporate Accountancy & Fin. Mgmt

Sr. No.	Name of Student	Seat No.	Total Marks	Out off	Percentage	Rank
1	SEQUEIRA RUTH GEORGE REGINA	2153271	352	400	88.00	I
2	MISHRA PRIYA SAURABH SEEMA	2153008	345	400	86.25	II
3	LIMBACHIYA NIDHI PRAVIN BEENA	2152984	344	400	86.00	III

Business Studies (Management)

Sr. No.	Name of Student	Seat No.	Total Marks	Out off	Percentage	Rank
1	DSOUZA ASHLEY FREDRICK SYLVIA	2152661	316	400	79.00	I
2	NIRMAL MOHIT GANESHLAL MADHURI	2153115	312	400	78.00	II
3	MUNDHRA KAVITA SUNIL KUMAR SANJU	2152880	306	400	76.50	III

(Signature)
Vice-Principal (SFD)

(Signature)
Principal



Rajasthan Sammelan's
GHANSHYAMDAS SARAF COLLEGE OF ARTS & COMMERCE
S.V. Road, Malad West Mumbai 400 064

Result Analysis
B.Com (Accounting and Finance) - Sem VI - APRIL 2024

(Before Incorporating Revaluation Results)

Sr. No.	Particulars	April 2024			May 2023
		Female	Male	Total	Total
1	Total number of students	85	60	145	147
2	Total number of students appeared	84	60	144	147
3	Total Number of students passed with "O" Grade	0	1	1	0
4	Total number of students passed with "A+" Grade	26	8	34	27
5	Total number of students passed with "A" Grade	30	27	57	57
6	Total number of students passed with "B+" Grade	17	11	28	32
7	Total number of students passed with "B" Grade	4	5	9	9
8	Total number of students passed with "C" Grade	2	0	2	3
9	Total number of students passed with "D" Grade	0	0	0	0
10	Total number of students failed with ATKT	4	7	11	19
11	Total number of students passed (Results of 2 students is under RCC)	79	52	131	128
12	Passing percentage with ATKT	100	100	100	100
13	Passing percentage without ATKT	95.18	88.13	92.25	87.07

Subject wise Result Analysis

Sr. No.	Subject	April 2024						May 2023
		Total no. of Students Appeared	Total no. of Students Passed (Female)	Total no. of Students Passed (Male)	Total no. of Students failed		Passing %	Passing %
					F	M		
1	Financial Accounting - VII	144	83	57	0	2	98.59	96.60
2	Cost Accounting - IV	144	81	57	2	2	97.18	96.60
3	Financial Management - III	144	81	55	2	4	95.77	93.88
4	Taxation - V	144	83	58	0	1	99.29	95.92
5	Economics - III	144	82	59	1	0	99.29	93.88
6	Project Work	145	85	60	0	0	100	100

(Results of 2 students is under RCC, so for calculation of percentage, total no. of students taken = 142)

Rank Holders

Sr. No.	Name of the Student	Seat No.	Total Marks	Out of	%	Rank
1	SINGH BHARATIDEVI JANARDAN	2127595	525	600	87.5	FIRST
2	JAISWAL ADITYA VIJAYKUMAR	2126992	519	600	86.5	SECOND
3	GUSAIN KARAN JEETSINGH	2126967	516	600	86	THIRD

Mam
Co-ordinator



Lankherjee
Vice Principal SFD



Shrivastava
Principal

RESULT ANALYSIS
T.Y. B.Com (Banking & Insurance) Sem - VI. April 2024

SR. NO.	PARTICULARS	May-24			May-23
		MALE	FEMALE	TOTAL	TOTAL
1	Total No. of students	46	99	145	141
2	Total No. of students Appeared	43	99	142	139
3	Total no. of students pass with O Grade	-	3	3	1
4	Total no. of students pass with A+ Grade	3	16	19	13
5	Total no. of students pass with A Grade	12	30	42	49
6	Total no. of students pass with B+ Grade	7	19	26	28
7	Total no. of students pass with B Grade	6	16	21	17
8	Total no. of students pass with C Grade	6	4	10	4
9	Total no. of students pass with D Grade	-	-	-	1
10	Total no. of students pass with E Grade	-	-	-	0
11	Total no. of students pass with F Grade	9	11	20	0
12	Total no. of students passed	34	88	122	113
13	Total no. of students with ATKT	9	11	20	0
14	Total no. students failed	-	-	-	26
15	College passing percentage without ATKT	79.06	88.88	85.91	81.29
16	College passing percentage with ATKT	100.00	100.00	100.00	100.00

Subject Wise Result Analysis

Sr. No.	Subjects	Total no. of students appeared	Total no. of students passed			Total no. of students not cleared		Passing Percent age in 2024	Passing Percent age in 2023
			TOTAL	MALE	FEMALE	MALE	FEMALE		
1	Central Banking	142	131	37	94	6	5	92.25	92.08
2	Security Analysis & Portfolio Management	142	137	41	96	2	3	96.47	86.33
3	Auditing - II	142	138	40	98	3	1	97.18	92.08
4	Human Resource Management	142	135	40	95	3	4	95.07	90.64
5	Turnaround Management	142	134	40	94	3	5	94.36	89.20
6	Project	142	142	43	99	-	-	100.00	100.00

Rank Holders

Sr.	Name of the Student	Seat No.	Total Marks	Out of	Grade	Rank
1	Bahad Manasi	2196504	527	600	O	I
2	Singh Shreya	2196855	518	600	O	II
2	Sharma Avantika	2196829	518	600	O	II
3	Fernandes Zelina	2196552	503	600	A+	III

Dr. URVI PILLAI
 (BCBI COORDINATOR)

JEE
SFD)

Dr. ASHWAT DESAI
 (PRINCIPAL)



Result Analysis

T.Y. B.Com. (Financial Markets) Sem VI May 2024

Sr. No	Particulars	May-24			May-23
		Male	Female	Total	Total
1	Total number of students	36	27	63	69
2	Total No. of students Appeared	36	27	63	68
3	Total No. of Students Pass with "O" Grade	Zero	Zero	Zero	Zero
4	Total No. of students Pass with "A+" Grade	3	9	12	5
5	Total No. of students Pass with "A" Grade	9	7	16	19
6	Total No. of students pass with "B+" Grade	11	5	16	16
7	Total No. of students pass with "B" Grade	8	4	12	10
8	Total No. of students pass with "C" Grade	Zero	Zero	Zero	7
9	Total No. of students pass with "D" Grade	Zero	Zero	Zero	Zero
10	Total No. of students Passed	31	25	56	58
11	Total No. of students with ATKT	5	2	7	10
12	College Passing Percentage without ATKT	86.11%	93%	89%	85.29%


Subject wise Result Analysis


Sr. No.	Subject	Total no. of Students Appeared	Total No. of Students Passed		Total No. of Students not Cleared		Passing % 2024	Passing % 2023
			Male	Female	Male	Female		
1	Risk Management	63	33	26	3	1	93.65%	88.06%
2	Mutual Fund Management	63	34	26	2	1	95.24%	92.65%
3	Venture Capital & Private Equity	63	34	26	2	1	95.24%	89.71%
4	Indirect Tax - GST	63	36	26	Zero	1	98.41%	95.45%
5	Corporate Restructuring	63	32	25	4	2	90.48%	92.65%
6	Project Work	61	35	26	Zero	Zero	100.00%	100.00%

Rank Holders

Sr. No.	Name of Student	Seat No.	Obtained Marks	Total Marks	%	Rank
1	MANJREKAR MOHANISH ASHISH HIMALI	2206072	506	600	84.33%	I
2	RAWAL KARISHMA HITESH LATA	2206132	496	600	82.67%	II
3	DAS KISHAN DILIP MAMTA	2206056	489	600	81.50%	III
3	POOJARY ROOPA SHEKAR SHIVALAKSHI	2206128	489	600	81.50%	III


Prepared By


Co-Ordinator


Vice Principal SFD


Principal



Rajasthan Sammelan's
GHANSHYAMDAS SARAF COLLEGE OF ARTS & COMMERCE
Result Analysis

TYBMS (SEMESTER-VI), APRIL 2024

Sr. No.	Particulars	Female	Male	Apr' 24	Apr' 23
1	Total number of students	76	65	141	147
2	Total number of students Appeared	76	65	141	146
3	Total number of students with "O" Grade	3	0	3	2
4	Total number of students with "A+" Grade	28	17	45	31
5	Total number of students with "A" Grade	22	25	47	47
6	Total number of students with "B+" Grade	18	16	34	31
7	Total number of students with "B" Grade	3	4	7	15
8	Total number of students with "C" Grade	0	1	1	6
9	Total number of students with "D" Grade	0	1	1	0
10	Total number of students Passed	74	64	138	132
11	Total number of students Failed	2	1	3	14
12	College Passing Percentage	97.37	98.46	97.87	90.41
13	University Passing Percentage	**	**	**	**

Subject wise Result Analysis

Sr. No.	Subject	No. of Students appeared	No. of stdts passed		No. of stdts not cleared		Pass % 2024	Pass % 2023
			Female	Male	Female	Male		
1	Operations Research	140	75	65	0	0	100.00%	94.52%
2	Project Work	139	74	65	0	0	100.00%	100.00%
Finance Elective								
3	International Finance	61	31	29	1	0	98.36%	96.15%
4	Innovative Financial Services	61	32	29	0	0	100.00%	100.00%
5	Strategic Financial Management	61	32	29	0	0	100.00%	98.08%
6	Indirect Taxes	61	31	29	1	0	98.36%	100.00%



Marketing Elective

3	Brand Management	50	21	29	0	0	100.00%	97.06%
4	International Marketing	50	21	29	0	0	100.00%	94.12%
5	Media Planning & Management	50	21	28	0	1	98.00%	97.06%
6	Retail Management	50	21	29	0	0	100.00%	100.00%

HR Elective

3	HRM in Global Perspective	29	22	7	0	0	100.00%	96.00%
4	HRM in Service Sector Management	29	22	7	0	0	100.00%	96.00%
5	Organisational Development	29	22	7	0	0	100.00%	100.00%
6	Workforce Diversity	29	22	7	0	0	100.00%	96.00%

Rank Holders

Finance Elective

Sr. No.	Name of Student	Seat No.	Marks	Out of	%	Rank	Grade
1	/Thani Harshita Ashok Bhawna	2162633	516	600	86.00%	I	A+
2	/Choddar Khushi Vikram Kusum	2161323	514	600	85.67%	II	O
3	/Kothari Yash Sanjay Suchita	2161835	506	600	84.33%	III	A+
4	/Samanta Preeti Pradip Kakuli	2162312	506	600	84.33%	III	A+

Marketing Elective

Sr. No.	Name of Student	Seat No.	Marks	Out of	%	Rank	Grade
1	/Jhunjhunwala Aakanksha Anil Rachana	2161702	505	600	84.17%	I	A+
2	/Sarda Rashmi Rajgopal Sunita	2162341	504	600	84.00%	II	A+
3	/Chaudhary Anu Kuman Jay Narayan Rinku	2161366	499	600	83.17%	III	A+

HR Elective

Sr. No.	Name of Student	Seat No.	Marks	Out of	%	Rank	Grade
1	/Sonawane Aarya Rajesh Aarti	2162785	491	600	81.83%	I	A+
2	/Vichare Dhanashree Deepak Dipali	2162788	491	600	81.83%	I	A+
3	/Souza Christopher Kishan Lorna	2161428	475	600	79.17%	II	O
4	/Sharma Aditi Jitendra Prati	2162535	472	600	78.67%	III	A+

Coordinator

Vice-Principal- SFD

Principal



Rajasthan Sammelan's
GHANSHYAMDAS SARAF COLLEGE OF ARTS & COMMERCE
S.V. Road, Malad West Mumbai 400 064

Result Analysis
B.Sc (Information Technology) Sem VI April 2024

Sr. No.		M	F	Apr-24	May-23
1	Total number of students	40	28	68	67
2	Total number of students Appeared	40	28	68	67
3	Total Number of Students Pass with "O" Grade	0	0	0	0
4	Total number of students Pass with "A+" Grade	0	2	2	1
5	Total number of students Pass with "A" Grade	11	4	15	5
6	Total number of students pass with "B+" Grade	14	8	22	15
7	Total number of students pass with "B" Grade	7	7	14	9
9	Total number of students pass with "C" Grade	3	5	8	6
11	Total number of students pass with "D" Grade	0	0	0	1
13	Total number of students Passed	35	26	61	37
14	Total number of students with ATKT	5	2	7	30
15	Total number of students Failed	0	0	0	0
16	College Passing percentage without ATKT	87.50	92.86	89.71	55.22
17	College Passing percentage with ATKT	100%	100%	100%	100%

Subject wise Result Analysis

Sr. No.	Subject	Total no. of Students Appeared	Total no. of Students Passed		Total no. of Students Not Cleared		Passing %2024	Passing %2023
	Compulsory		M	F	M	F		
1	Software Quality Assurance	68	36	27	4	1	92.65	85.22
2	Security In Computing	68	40	28	0	0	100.00	82.27
3	Business Intelligence	68	38	28	2	0	97.06	85.22
4	Principles Of GIS	68	39	28	1	0	98.53	88.36
5	IT Service Management	68	40	26	0	2	97.06	76.19

Rank Holders

Sr. No.	Name of Student	Seat No.	Total Marks	Out of	%	GPA	Rank
1	Kunwar Richa Prabodh Anupama	1073022	691	750	92.13	9.7	
2	Moily Tejaswini Dinesh Padmavathi	1073087	640	750	85.33	9	
3	Adak Rohit Raghunath Sanchayita	1072817	623	750	83.07	8.6	

SP. Incharge,
Prepared by



me

i Dangarwala Dr. Lipi Mukherjee
Coordinator Vice Principal(SFD)

Lipi Mukherjee

Ashwat Desai

Dr. Ashwat Desai

Principal

GHANSHYAMDAS SARAF COLLEGE OF ARTS & COMMERCE

S.V. Road, Malad West Mumbai 400 064

Result Analysis (2023-24)

M.Com Part -II (SEMESTER-IV) , April 2024

Sr. No.	Particulars	April' 2024			May' 2023
		Male	Female	Total	Total
1	Total number of students	52	87	139	199
2	Total number of students Appeared	43	82	125	187
3	Total number of students with "O" Grade	3	8	11	17
4	Total number of students with "A+" Grade	9	21	30	40
	Total number of students with "A" Grade	6	18	24	41
5	Total number of students with "B+" Grade	6	9	15	28
	Total number of students with "B" Grade	1	5	6	11
6	Total number of students with "C" Grade	0	0	0	1
7	Total number of students with "D" Grade	0	0	0	0
8	Total number of students passed with pass	25	61	86	138
9	Total number of students failed with ATKT	18	21	39	49
10	College Passing Percentage	58.14	74.39	68.80	73.80

Subject wise Result Analysis

Sr. No.	Subjects	April' 2024												May' 23
		Total no. of Students appeared			Total no. of Students Passed			Total no. of Students failed			Passing %			Passing %
		M	F	Total	M	F	Total	M	F	Total	M	F	Total	
	Adv. Accountancy, corporate Accountancy & Fin. Mgmt													
1	Corp. Financial Accounting	25	51	76	21	45	66	4	6	10	84	88	87	82%
2	Ind Tax - Introduction of GST	25	51	76	23	49	72	2	2	4	92	96	95	98%
3	Financial Management	25	51	76	22	45	67	3	6	9	88	88	88	92%
4	Project Work - II	25	50	75	25	50	75	0	0	0	100	100	100	100%
	Business Studies (Management)													
1	Supply Chain Mgmt & Logistics	15	29	44	14	26	40	1	3	4	93	90	91	85%
2	Advertising & Sales Mgmt	15	29	44	12	24	36	3	5	8	80	83	82	87%
3	Retail Management	15	28	43	14	24	38	1	4	5	93	86	88	90%
4	Project Work - II	13	29	42	13	29	42	0	0	0	100	100	100	100%

Rank Holders

Adv. Accountancy, corporate Accountancy & Fin. Mgmt


Sr. No.	Name of Student	Seat No.	Total Marks	Out off	Percentage	Rank
1	Gupta Neha Brijesh Sarita	2330740	330	400	82.50	I
2	Vaishnav Nilu Jugalkishor Rekha	2331260	329	400	82.25	II
3	Sharma Sonal Yogesh Vimla	2331127	327	400	81.75	III

Business Studies (Management)

Sr. No.	Name of Student	Seat No.	Total Marks	Out off	Percentage	Rank
1	Kumawat Ashakumari Rameshkumar Sitadevi	2330822	319	400	79.75	I
2	Jaiswar Vidya Rajesh Indu	2330809	316	400	79.00	II
3	Khan Mohd Mohsin Mohd Hasan Shagufta	2330816	305	400	76.25	III

(Signature)

Vice-Principal (SFD)



(Signature)

Principal