

### 2.6.3 - Index

Sr. No	Result Analysis	Page No.
1	<u>B.Com</u> Sem V Sem VI	1 2
2	<u>BCAF</u> Sem V Sem VI	3 4
3	<u>BCBI</u> Sem V Sem VI	5 6
4	<u>BMS</u> Sem V Sem VI	7,8 9,10
5	<u>B.Sc (IT)</u> Sem V Sem VI	11 12
6	<u>BFM</u> Sem V Sem VI	13 14
7	<u>M.COM</u> Sem III Sem IV	15 16,17
8	<u>MAFTNMP</u> Sem III Sem IV	18 19
9	<u>MACJ</u> Sem III Sem IV	20 21
10	<u>BMM (Journalism)</u> Sem V Sem VI	22 23
11	<u>BMM (Advertising)</u> Sem V Sem VI	24 25

# GHANSHYAMDAS SARAF COLLEGE OF COMMERCE

## RESULT ANALYSIS

T.Y.B.Com SEM V Oct , 2019 (Academic year 2019-2020)

Sr.No.	Particulars	Oct 2019	Nov,2018
1	Total Number of Students	801	768
2	Total Number of Students Absent	03	07
3	Total Number of Students Appeared	798	761
4	Total Number of Students Passed with 'O' Grade	06	02
5	Total Number of Students Passed with 'A+' Grade	85	65
6	Total Number of Students Passed with 'A' Grade	236	223
7	Total Number of Students Passed with 'B+' Grade	146	161
8	Total Number of Students Passed with 'B' Grade	131	108
9	Total Number of Students Passed with 'C' Grade	60	63
10	Total Number of Students Passed with 'D' Grade	05	10
11	Total Number of Students Failed	129	129
12	Total Number of Students Passed	669	632
13	University passing Percentage	-	-
14	College Passing Percentage	83.83%	83.04%

### Subject wise Result Analysis

Sr.No	Subject	Total No. of Students	Absents	Appeared	Pass	Fail	Passing %	
							Oct 2019	Nov. 2018
1	A/C I	801	03	798	733	65	91.85	90.01
2	A/C II	801	03	798	786	12	98.50	97.11
3	MHRM	801	03	798	769	29	96.36	97.74
4	ECONOMICS	801	03	798	759	39	95.11	96.15
5	EM	721	03	718	717	01	99.86	100
6	D&IT	801	03	798	797	01	99.87	94.99
7	CS	80	00	80	80	00	100	98.90

Prepared By

CA Gurunathan Pillai

Prof. Meherab Khan





**GHANSHYAMDAS SARAF COLLEGE OF COMMERCE**  
**RESULT ANALYSIS**  
**T.Y.B.Com SEM VI October – 2020 (Academic year 2019-20)**

Sr.No.	Particulars	October 2020	Apr, 2019
1	Total Number of Students Appeared	803	731
2	Total Number of Students Passed with 'O' Grade	273	05
3	Total Number of Students Passed with 'A+' Grade	331	90
4	Total Number of Students Passed with 'A' Grade	144	251
5	Total Number of Students Passed with 'B+' Grade	33	156
6	Total Number of Students Passed with 'B' Grade	16	93
7	Total Number of Students Passed with 'C' Grade	5	48
8	Total Number of Students Passed with 'D' Grade	1	07
9	Total Number of Students Failed	NIL	81
10	Total Number of Students Passed	803	650
11	University passing Percentage	-	-
12	College Passing Percentage	100%	88.92%

**Subject wise Result Analysis**

Sr.No.	Subject	Total No. of Students	Absents	Appeared	Passed	Failed	Passing %	
							Oct, 2020	Apr, 2019
1	A/C I	803	NIL	803	803	NIL	100%	95.62
2	A/C II	803	NIL	803	803	NIL	100%	96.99
3	MHRM	803	NIL	803	803	NIL	100%	99.04
4	BUSINESS ECONOMICS	803	NIL	803	803	NIL	100%	96.03
5	EM	724	NIL	724	724	NIL	100%	98.59
6	D&IT	803	NIL	803	803	NIL	100%	99.59
7	CS	79	NIL	79	79	NIL	100%	100

**Rank Holders**

Sr.No.	Seat No.	Name Of the Students	Total Marks	Out off	Rank	%
1	1026004	SAMIR SAYYED	572	600	1	95.33
2	1023330	TOSHAN IYER	564	600	2	94.00
3	1024432	MANSI MEHTA	564	600	2	94.00
4	1028144	AKSHITA JAIN	559	600	3	93.17



*26/11/20*



**Rajasthani Sammelan's**  
**GHANSHYAMDAS SARAF COLLEGE OF ARTS & COMMERCE**  
**S.V. Road, Malad West Mumbai 400 064**

**Result Analysis**  
**B.Com. ( Accounting and Finance) Sem V November 2019**

Sr. No.	Particulars	November 2019			November 2018
		Female	Male	Total	Total
1	Total number of students	79	53	132	136
2	Total number of students Appeared	78	53	131	136
3	Total Number of Students passed with "O" Grade	1	0	1	1
4	Total Number of Students passed with "A+" Grade	14	4	18	24
5	Total number of Students passed with "A" Grade	21	15	36	55
6	Total number of Students passed with "B+" Grade	22	17	39	19
7	Total number of Students passed with "B" Grade	10	9	19	14
8	Total number of Students passed with "C" Grade	2	4	6	2
9	Total number of Students passed with "D" Grade	0	0	0	1
10	Total number of Students failed with ATKT	8	4	12	20
11	Total number of Students passed	70	49	119	116
12	Passing percentage with ATKT	100	100	100	100
13	Passing percentage without ATKT	89.74	92.45	90.84	85.29

**Subject wise Result Analysis**


Sr. No.	Subject	November 2019						Nov. 2018
		Total no. of Students Appeared	Total no. of Students Passed (Female)	Total no. of Students Passed (Male)	Total no. of Students failed		Passing %	Passing %
					F	M		
1	Financial Accounting – V	130	77	50	1	2	97.69	97.79
2	Financial Accounting – VI	130	75	52	3	0	97.69	98.53
3	Financial Management - II	131	74	52	4	1	96.18	88.23
4	Taxation - III	131	78	53	0	0	100	96.32
5	Cost Accounting - III	131	78	53	0	0	100	99.26
6	Management - II	131	77	53	1	0	99.24	97.79

**Rank Holders**

Sr. No.	Name of the Student	Seat No.	Total Marks	Out of	%	Rank
1	FERREIRA SHANIA BONA EVONNE	3166383	503	600	83.83	First
2	MAHARANA JALI JALADHAR LAXMI	3166630	489	600	81.5	Second
3	MUKADAM SAIMA ARIF ZEENAT	3166696	482	600	80.33	Third

*Mund*  
**Co-ordinator**

*Shukhejee*  
**Chief – Coordinator**



*Jayant*  
**Principal**



**Rajasthani Sammelan's**  
**GHANSHYAMDAS SARAF COLLEGE OF ARTS & COMMERCE**  
**S.V. Road, Malad West Mumbai 400 064**

**Result Analysis**  
**B.Com (Accounting and Finance) - Sem VI - October 2020**

Sr. No.	Particulars	October 2020			May 2019
		Female	Male	Total	Total
1	Total number of students	79	53	132	136
2	Total number of students appeared	79	53	132	136
3	Total Number of students passed with "O" Grade	18	13	31	02
4	Total number of students passed with "A+" Grade	36	29	65	45
5	Total number of students passed with "A" Grade	17	10	27	38
6	Total number of students passed with "B+" Grade	7	1	8	23
7	Total number of students passed with "B" Grade	1	0	1	12
8	Total number of students passed with "C" Grade	0	0	0	06
9	Total number of students passed with "D" Grade	0	0	0	00
10	Total number of students failed with ATKT	0	0	0	10
11	Total number of students passed without ATKT	79	53	132	126
12	Passing percentage with ATKT	100	100	100	100
13	Passing percentage without ATKT	100	100	100	92.65

**Subject wise Result Analysis**

Sr. No.	Subject	October 2020						May 2019
		Total no. of Students Appeared	Total no. of Students Passed (Female)	Total no. of Students Passed (Male)	Total no. of Students failed		Passing %	Passing %
					F	M		
1	Financial Accounting - VII	132	79	53	0	0	100	99.26
2	Cost Accounting - IV	132	79	53	0	0	100	97.79
3	Financial Management - III	132	79	53	0	0	100	97.79
4	Taxation - V	132	79	53	0	0	100	97.06
5	Economics - III	132	79	53	0	0	100	94.85
6	Project Work	132	79	53	0	0	100	100

**Rank Holders**

Sr. No.	Name of the Student	Seat No.	Total Marks	Out of	%	Rank
1	MUKADAM SAIMA ARIF	1110922	559	600	93.17 %	FIRST
2	FERREIRA SHANIA BONA	1110629	557	600	92.83 %	SECOND
3	PARIHAR RITU OTARMAL	1110981	557	600	92.83 %	SECOND
4	DAS PRITAM DEBASHISH	1110584	548	600	91.33 %	THIRD

*[Signature]*  
**Co-ordinator**

*[Signature]*  
**Vice Principal**

*[Signature]*  
**Principal**





**Rajasthani Sammelan Education Trust**  
**GHANSHYAMDAS SARAF COLLEGE OF ARTS & COMMERCE**  
 S.V. Road, Malad West, Mumbai - 400064

**RESULT ANALYSIS**

**T.Y. B.Com (Banking & Insurance) Sem - V, November 2019**

SR. NO.	PARTICULARS	Nov-19			Nov-18
		MALE	FEMALE	TOTAL	TOTAL
1	Total No. of students	36	92	128	121
2	Total No. of students Appeared	36	91	127	121
3	Total no. of students pass with O Grade	NIL	NIL	NIL	0
4	Total no. of students pass with A+ Grade	1	3	4	8
5	Total no. of students pass with A Grade	3	19	22	30
6	Total no. of students pass with B+ Grade	8	39	47	29
7	Total no. of students pass with B Grade	9	17	26	19
8	Total no. of students pass with C Grade	3	4	7	25
9	Total no. of students pass with D Grade	NIL	NIL	NIL	14
10	Total no. of students pass with E Grade	NIL	NIL	NIL	1
11	Total no. of students passed	24	82	106	101
12	Total no. of students with ATKT	12	9	21	20
13	Total no. students failed	NIL	NIL	NIL	NIL
14	College passing percentage without ATKT	66.67	90.10	83.46	83.47
15	College passing percentage with ATKT	100.00	100.00	100.00	100.00

**Subject Wise Result Analysis**

Sr. No.	Subjects	Total no. of students appeared	Total no. of students passec			Total no. of students not cleared			Passing Percentage in 2019	Passing Percentage in 2018
			TOTAL	MALE	FEMALE	TOTAL	MALE	FEMALE		
1	International Banking Finance	125	122	32	90	3	2	1	97.60	94.21
2	Research Methodology	125	124	33	91	1	1	NIL	99.20	95.04
3	Financial Report Analysis	126	119	32	87	7	3	4	94.44	85.42
4	Auditing - I	127	126	35	91	1	1	NIL	99.21	100.00
5	Strategic Management	127	125	34	91	2	2	NIL	98.43	96.69
6	Financial Services Management	126	117	31	86	9	4	5	92.86	99.17


**Rank Holders**

Sr. No.	Name of the Student	Seat No.	Total Marks	Out of	%	Grade	Rank
1	Khan Muskaan Akbarali	3187470	447	600	74.50	A+	I
2	Govender Jeeva Selvakumar	3187793	442	600	73.67	A+	II
3	Lohar Anjali Gautam	3187495	428	600	71.33	A+	III

*Urvi Jain*  
 13/01/2020  
**PROF. URVI JAIN**  
 (BCBI COORDINATOR)

*Lipi Mukherjee*  
**DR. LIPU MUKHERJEE**  
 (CHIEF COORDINATOR)

*Jayant Apte*  
**Dr. Jayant Apte**  
 (I/C PRINCIPAL)





**Rajasthan Sammelan Education Trust**  
**GHANSHYAMDAS SARAF COLLEGE OF ARTS & COMMERCE**  
 S.V. Road, Malad West, Mumbai - 400064

**RESULT ANALYSIS**

**T.Y. B.Com (Banking & Insurance) Sem - VI, April 2020 (held in October 2020)**

SR. NO.	PARTICULARS	Oct-20			Mar-19
		MALE	FEMALE	TOTAL	TOTAL
1	Total No. of students	36	92	128	128
36	Total No. of students Appeared	36	92	128	128
3	Total no. of students pass with O Grade	4	29	33	1
4	Total no. of students pass with A+ Grade	19	45	64	30
5	Total no. of students pass with A Grade	12	16	28	47
6	Total no. of students pass with B+ Grade	0	1	1	21
7	Total no. of students pass with B Grade	0	0	0	12
8	Total no. of students pass with C Grade	0	0	0	2
9	Total no. of students pass with D Grade	0	0	0	0
9	Total no. of students pass with E Grade	0	0	0	0
10	Total no. of students pass with F Grade	1	1	2	6
11	Total no. of students passed	35	91	126	126
12	Total no. of students with ATKT	36	92	128	6
13	Total no. students failed	1	1	2	6
14	College passing percentage without ATKT	97.22	98.91	98.43	95.00
15	College passing percentage with ATKT	100.00	100.00	100.00	100.00

**Subject Wise Result Analysis**

Sr. No.	Subjects	Total no. of students appeared	Total no. of students passed			Total no. of students not cleared		Passing Percentage in 2020	Passing Percentage in 2019
			TOTAL	MALE	FEMALE	MALE	FEMALE		
1	Central Banking	128	126	35	91	1	1	98.43	100.00
2	Security Analysis & Portfolio Management	128	126	35	91	1	1	98.43	98.96
3	Auditing - II	128	126	35	91	1	1	98.43	99.12
4	Human Resource Management	128	126	35	91	1	1	98.43	98.25
5	Turnaround Management	128	126	35	91	1	1	98.43	New Subject
6	Project	128	126	35	91	1	1	98.43	99.12

**Rank Holders**

Sr. No.	Name of the Student	Seat No.	Total Marks	Out of	Grade	Rank
1	Gupta Ankita Manoj	1128183	558	600	O	I
2	Govender Jeeva Selvakumar	1128176	534	600	O	II
3	Mendonça Clarice Maurice	11128310	524	600	O	III

**PROF. URVI JAIN PILLAY**  
 (BCBI COORDINATOR)

**DR. LIPI MUKHERJEE**  
 (CHIEF COORDINATOR)

**Dr. Jayant Apte**  
 (PRINCIPAL)





**Rajsthani Sammelan's**  
**GHANSHYAMDAS SARAF COLLEGE OF ARTS & COMMERCE**  
**S.V. Road, Malad West Mumbai 400 064**

**Result Analysis**

**TYBMS(SEMESTER-V), OCTOBER 2019**

Sr. No.	Particulars	Girls	Boys	Oct' 19	Nov'18
1	Total number of students	65	69	134	130
2	Total number of students Appeared	65	69	134	129
3	Total number of students with "O" Grade	1	0	1	0
4	Total number of students with "A+" Grade	11	9	20	29
5	Total number of students with "A" Grade	37	21	58	36
6	Total number of students with "B+" Grade	11	20	31	27
7	Total number of students with "B" Grade	1	5	6	14
8	Total number of students with "C" Grade	1	2	3	5
9	Total number of students with "D" Grade	0	2	2	2
10	No. of Students Passed	62	59	121	113
11	No. of Students with ATKT	3	10	13	16
12	College Passing Percentage with ATKT	100	100	100	100
13	College Passing Percentage without ATKT	95.38%	85.51%	90.30%	87.59%
14	University Passing Percentage	**	**	**	**

**Subject wise Result Analysis**

Sr. No.	Subject	Total no. of Students appeared	Total no. of Girls passed	Total no. of Boys passed	Total no. of Girls not cleared	Total no. of Boys not cleared	Pass % 2019	Pass % 2018
1	Logistics & Supply Chain Management	134	63	67	2	2	97.01%	95.35%
2	Corporate Communication & PR	133	64	64	1	4	96.24%	98.45%

**Finance Elective**

3	Investment Analysis & Portfolio Mgmt	50	26	24	0	0	100.00%	97.22%
4	Commodity & Derivatives Market	50	26	23	0	1	98.00%	95.83%
5	Risk Management	50	26	24	0	0	100.00%	91.67%
6	Direct Taxes	50	24	21	2	2	90.00%	93.06%

*Phety*





**Marketing Elective**

3	Services Marketing	62	20	39	0	3	95.16%	100.00%
4	E-Commerce & Digital Marketing	62	20	40	0	2	96.77%	98.25%
5	Sales & Distribution Management	62	20	41	0	1	98.39%	100.00%
6	Customer Relationship Management	62	20	40	0	2	96.77%	96.49%

**HR Elective**

3	Strategic HRM & HR Policies	22	19	3	0	0	100.00%	NEW
4	Performance Mgmt & Career Planning	22	19	3	0	0	100.00%	NEW
5	Industrial Relations	22	19	3	0	0	100.00%	NEW
6	Talent & Competency Mgmt	22	19	3	0	0	100.00%	NEW

**Rank Holders****Finance Elective**

Sr. No.	Name of Student	Seat No.	Marks	Out of	%	Rank	Grade
1	Patel Safiya Inayat Sajeda	3149905	489	600	81.50%	I	A+
2	Yadav Aayushi Raajkumar Poonam	3149991	476	600	79.33%	II	A+
3	Sharma Disha Swadesh Kumar Anita	3149952	470	600	78.33%	III	A+

**Marketing Elective**


Sr. No.	Name of Student	Seat No.	Marks	Out of	%	Rank	Grade
1	Parab Saie Sanjay Sheetal	3150951	489	600	81.50%	I	O
2	Parulekar Parth Milind	3150965	475	600	79.17%	II	A+
3	Sayed Nehazat Fatima Sultan Zaidi	3151068	472	600	78.67%	III	A+

**HR Elective**

Sr. No.	Name of Student	Seat No.	Marks	Out of	%	Rank	Grade
1	Gawade Sonali Satyawar Savitri	3151437	473	600	78.83%	I	A+
2	Rathod Netra Rakesh Sangeeta	3151448	459	600	76.50%	II	A+
3	Jain Isha Sampatlal Bhavana	3151438	448	600	74.67%	III	A+



Coordinator



Chief Coordinator




Principal

Rajasthani Sammelan's  
GHANSHYAMDAS SARAF COLLEGE OF ARTS & COMMERCE  
S.V. Road, Malad West Mumbai 400 064


**Result Analysis**  
**TYBMS(SEMESTER-VI), APRIL 2020**

Sr. No.	Particulars	Female	Male	Apr' 20	Apr' 19
1	Total number of students	65	69	134	126
2	Total number of students Appeared	65	69	134	125
3	Total number of students with "O" Grade	11	9	20	3
4	Total number of students with "A+" Grade	50	44	94	37
5	Total number of students with "A" Grade	3	11	14	31
6	Total number of students with "B+" Grade	1	2	3	31
7	Total number of students with "B" Grade	0	0	0	12
8	Total number of students with "C" Grade	0	0	0	1
9	Total number of students with "D" Grade	0	0	0	0
10	Total number of students Passed	65	66	131	115
11	Total number of students Failed	0	3	3	10
12	College Passing Percentage	100.00	95.65	97.76	92.00
13	University Passing Percentage			**	**

\*3 students who have failed are Internal failures. No External failures

**Subject wise Result Analysis**

Sr. No.	Subject	Total no. of Students appeared	passed		cleared		Pass % 2020	Pass % 2019
			Female	Male	Female	Male		
1	Operations Research	134	65	66	0	3	97.76%	96.00%
2	Project Work	134	65	69	0	0	100.00%	100.00%
<b>Finance Elective</b>								
4	International Finance	50	26	23	0	1	98.00%	94.29%
5	Innovative Financial Services	50	26	23	0	1	98.00%	94.29%
6	Strategic Financial Management	50	26	23	0	1	98.00%	97.14%
7	Indirect Taxes	50	26	23	0	1	98.00%	92.86%



K 9



**Marketing Elective**

4	Brand Management	62	20	41	0	1	98.39%	100.00%
5	International Marketing	62	20	41	0	1	98.39%	96.36%
6	Media Planning & Management	62	20	41	0	1	98.39%	100.00%
7	Retail Management	62	20	41	0	1	98.39%	100.00%

**HR Elective**

4	HRM in Global Perspective	22	19	3	0	0	100.00%	New
5	HRM in Service Sector Management	22	19	3	0	0	100.00%	New
6	Organisational Development	22	19	3	0	0	100.00%	New
7	Workforce Diversity	22	19	3	0	0	100.00%	New

**Rank Holders****Finance Elective**

Sr. No.	Name of Student	Seat No.	Marks	Out of	%	Rank	Grade
1	Sarda Ayushi Jugalkishor Sarita	1153808	548	600	91.33%	I	O
2	Shaikh Naureen Sajid Kahkasha	1153817	548	600	91.33%	I	O
3	Ghatalia Vimi Mukesh Darpana	1153777	540	600	90.00%	II	O


**Marketing Elective**


Sr. No.	Name of Student	Seat No.	Marks	Out of	%	Rank	Grade
1	Parulekar Parth Milind Gauri	1154475	545	600	90.83%	I	O
2	Dubey Neha Santosh Nirmala	1154169	538	600	89.67%	II	A+
3	Parab Saie Sanjay Sheetal	1154462	525	600	87.50%	III	A+


**HR Elective**

Sr. No.	Name of Student	Seat No.	Marks	Out of	%	Rank	Grade
1	Nawal Rishika Vijay Sangeeta	1154850	525	600	87.50%	I	O
2	Jain Isha Sampatlal Bhavana	1154845	520	600	86.67%	II	A+
3	Chavan Jayraj Jitendra Mughda	1154840	512	600	85.33%	III	O
4	Phodkar Bhakti Surendra Kiran	1154853	512	600	85.33%	III	A+

  
Coordinator

  
Vice Principal (SFD)

  
Principal



Rajasthan Sammelan's  
GHANSHYAMDAS SARAF COLLEGE OF ARTS & COMMERCE  
S.V. Road, Malad West Mumbai 400 064

**Result Analysis**  
**B.Sc (Information Technology) Sem V November 2019**

Sr. No.		M	F	Nov-19	Nov-18
1	Total number of students	44	15	59	60
2	Total number of students Appeared	44	15	59	60
3	Total Number of Students Pass with "O" Grade	0	0	0	0
4	Total number of students Pass with "A+" Grade	2	3	5	5
5	Total number of students Pass with "A" Grade	12	8	20	15
6	Total number of students pass with "B+" Grade	11	2	13	10
7	Total number of students pass with "B" Grade	4	1	5	3
9	Total number of students pass with "C" Grade	1	0	1	0
11	Total number of students pass with "D" Grade	0	1	1	0
13	Total number of students with Failed	14	0	14	21
14	Total number of students with Passed	30	15	45	39
15	Total number of students in RLE	0	0	0	0
16	College passing Percentage	68.18	100.00	76.27	65.00
17	University passing Percentage			62.64	

**Subject wise Result Analysis**

Sr. No.	Subject	Total no. of Students Appeared	Total no. of Students Passed		Total no. of Students Not Cleared		Passing %2019	Passing %2018
			M	F	M	F		
	<b>Compulsory (Skill Enhancement Course)</b>							
1	Software Project Management	59	37	15	7	0	88.1356	90.00
2	Internet of Things	59	40	15	4	0	93.2203	88.33
3	Advanced Web Programming	59	39	15	5	0	91.5254	91.66
	<b>Discipline Specific Elective</b>							
4	Artificial Intelligence	59	40	15	4	0	93.2203	83.33
5	Enterprise Java	59	36	15	8	0	86.4407	85.00

**Rank Holders**

Sr. No.	Name of Student	Seat No.	Total Marks	Out of	%	Rank
1	Kumavat Premdevi Rampal Barsati Devi	2063803	604	750	80.53	I
2	Shaikh Ifat Kausar Sherali Husna Bano	2063961	603	750	80.40	II
3	Gupta Abhishekkumar Sajanlal Rajkali	2063724	584	750	77.87	III

*S. K. K. K. K.*  
28/11/2020  
Prepared by

*S. K. K. K. K.*  
28/11/2020  
Course Coordinator

*M. K. K. K. K.*  
Chief Coordinator

*J. K. K. K. K.*  
Principal





Rajasthan Sammelan's  
GHANSHYAMDAS SARAF COLLEGE OF ARTS & COMMERCE  
S.V. Road, Malad West Mumbai 400 064

## Result Analysis

### B.Sc (Information Technology) Sem VI Nov-2020

Sr. No.		M	F	Nov-20	May-19
1	Total number of students	44	15	59	60
2	Total number of students Appeared	44	15	59	60
3	Total Number of Students Pass with "O" Grade	0	1	1	0
4	Total number of students Pass with "A+" Grade	24	13	37	2
5	Total number of students Pass with "A" Grade	19	0	19	13
6	Total number of students pass with "B+" Grade	0	1	1	17
7	Total number of students pass with "B" Grade	0	0	0	6
9	Total number of students pass with "C" Grade	0	0	0	0
11	Total number of students pass with "D" Grade	0	0	0	1
13	Total number of students with Failed	1	0	1	21
14	Total number of students with Passed	0	0	58	39
15	Total number of students in RLE	0	0	0	4
16	College passing Percentage	97.73	100	98.31	65.00
17	University passing Percentage				

### Subject wise Result Analysis

Sr. No.	Subject	Total no. of Students Appeared	Total no. of Students Passed		Total no. of Students Not Cleared		Passing %2020	Passing %2019
			M	F	M	F		
	<b>Compulsory (Skill Enhancement Course)</b>							
1	Software Quality Assurance	59	43	15	1	0	98.30508	86.66
2	Security in Computing	59	44	15	0	0	100	75
3	Business Intelligence	59	44	15	0	0	100	85
	<b>Discipline Specific Elective</b>							
4	Principles of Geographic Information System	59	44	15	0	0	100	83.33
5	IT Service Management	59	44	15	0	0	100	83.33

### Rank Holders

Sr. No.	Name of Student	Seat No.	Total Marks	Out of	%	Rank
1	kumavat Premdevi Rampal Barsati Devi	4026213	763	850	89.7647	I
2	Shaikh Ifat KausarSherali Husna Bano	4026416	754	850	88.7059	II
3	Sayyed Mousin Mehmood Shamim	4026409	751	850	88.3529	III

Course Coordinator



Vice Principal (SFD)

Principal



Rajasthan Sammelan's  
GHANSHYAMDAS SARAF COLLEGE OF ARTS & COMMERCE  
S.V. Road, Malad West Mumbai 400 064

### Result Analysis

T.Y. B.Com. ( Financial Markets) Sem V November 2019


Sr. No.	Particulars	Nov-19			Nov-18
		Male	Female	Total	Total
1	Total number of students	28	26	54	61
2	Total No. of students Appeared	28	26	54	60
3	Total No. of Students Pass with "O" Grade	-	-	-	-
4	Total No. of students Pass with "A+" Grade	1	-	1	-
5	Total No. of students Pass with "A" Grade	-	5	5	7
6	Total No. of students pass with "B+" Grade	5	7	12	12
7	Total No. of students pass with "B" Grade	5	9	14	13
8	Total No. of students pass with "C" Grade	8	4	12	17
9	Total No. of students pass with "D" Grade	2	-	2	4
10	Total No. of students Passed	21	25	46	53
11	Total No. of students with ATKT	7	1	8	7
12	College Passing Percentage without ATKT	75.00%	96.15%	85.19%	88.33%

### Subject wise Result Analysis

Sr. No.	Subject	Total no. of Students Appeared	Total No. of Students Passed		Total No. of Students not Cleared		Passing Percentage 2019	Passing Percentage 2018
			Male	Female	Male	Female		
1	Financial Derivatives	54	25	26	3	-	94.44%	98.33%
2	Bus. Ethics & Corp. Governance	54	26	26	2	-	96.30%	98.33%
3	Marketing in financial Services	54	26	25	2	1	94.44%	96.67%
4	Technical Analysis	54	26	26	2	-	96.30%	98.33%
5	Equity Research	54	26	26	2	-	96.30%	98.33%
6	Direct Tax - Income Tax	54	23	26	5	-	90.74%	90%

### Rank Holders

Sr. No.	Name of Student	Seat No.	Obtained Marks	Total Marks	%	Rank
1	Patel Yogesh Amrat Pashl	3179664	461	600	76.83%	I
2	Anchan Riya Raghunath Pushpa	3179628	427	600	71.17%	II
3	Shah Sonia Rajesh Nitu	3179670	412	600	68.67%	III



*(P. Shandhari)*  
Co-Ordinator

*(Shubhdeep)*  
Chief Co-Ordinator

*(Jayant)*  
Principal



## Result Analysis

T.Y. B.Com. ( Financial Markets) Sem VI OCTOBER 2020

Sr. No.	Particulars	Oct-20			Apr-19
		Male	Female	Total	Total
1	Total number of students	28	26	54	59
2	Total No. of students Appeared	28	26	54	59
3	Total No. of Students Pass with "O" Grade	-	2	2	-
4	Total No. of students Pass with "A+" Grade	12	13	25	2
5	Total No. of students Pass with "A" Grade	11	6	17	16
6	Total No. of students pass with "B+" Grade	3	4	7	19
7	Total No. of students pass with "B" Grade	0	1	1	12
8	Total No. of students pass with "C" Grade	-	-	-	4
9	Total No. of students pass with "D" Grade	-	-	-	-
10	Total No. of students Passed	26	26	52	53
11	Total No. of students with ATKT	2	-	2	6
12	College Passing Percentage without ATKT	92.86%	100.00%	96.30%	89.83%

## Subject wise Result Analysis

Sr. No.	Subject	Total no. of Students Appeared	Total No. of Students Passed		Total No. of Students not Cleared		Passing Percentage 2020	Passing Percentage 2019
			Male	Female	Male	Female		
1	Risk Management	54	28	26	0	0	100.00%	98.31%
2	Mutual Fund Management	54	27	26	1	0	98.15%	98.31%
3	Venture Capital & Private Equity	54	28	26	0	0	100.00%	98.31%
4	Indirect Tax - GST	54	27	26	1	0	98.15%	98.31%
5	Corporate Restructuring	54	27	26	1	0	98.15%	94.92%
6	Project Work	54	28	26	0	0	100.00%	100.00%

## Rank Holders

Sr. No.	Name of Student	Seat No.	Obtained Marks	Total Marks	%	Rank
1	Mebin Ann Varghese Raji	1143346	525	600	87.50%	I
2	Yadav Riya Raju Lakshmi	1143464	514	600	85.67%	II
3	Chheda Vrutti Vipul Darshana	1143360	496	600	82.67%	III
4	Patel Yogesh Amrat Pashl	1143418	496	600	82.67%	III

*(S) Shandhari*  
Co-Ordinator

*Devi Kanya*  
Vice Principal SFD

*Sanjay*  
Principal



**Rajasthan Sammelan's**  
**GHANSHYAMDAS SARAF COLLEGE OF ARTS & COMMERCE**  
 S.V. Road, Malad West Mumbai 400 064

**Result Analysis**  
**M.Com Part -II (SEMESTER-III) , November 2019**

Sr. No.	Particulars	November ' 19			Nov' 18
		Male	Female	Total	Total
1	Total number of students	54	140	194	190
2	Total number of students Appeared	51	138	189	187
3	Total number of students with "O" Grade	8	16	24	13
4	Total number of students with "A+" Grade	11	36	47	47
	Total number of students with "A" Grade	5	38	43	54
5	Total number of students with "B+" Grade	9	17	26	27
	Total number of students with "B" Grade	8	13	21	13
6	Total number of students with "C" Grade	0	0	0	0
7	Total number of students with "D" Grade	0	0	0	0
8	Total number of students passed with pass	41	120	161	154
9	Total number of students failed	10	18	28	33
10	College Passing Percentage	80.39	86.96	85.19	82.35

**Subject wise Result Analysis**

Sr. No.	Subjects	November ' 19												Nov' 18
		Total no. of Students appeared			Total no. of Students Passed			Total no. of Students failed			Passing %			Passing %
		M	F	Total	M	F	Total	M	F	Total	M	F	Total	
	<b>Adv. Accountancy, corporate Accountancy &amp; Fin. Mgmt</b>													
1	Adv. Financial Accounting	32	93	125	30	93	123	2	0	2	93.8	100.0	98.4	92.7%
2	Direct Tax	32	93	125	32	93	125	0	0	0	100.0	100.0	100.0	98.4%
3	Adv. Cost Accounting	32	93	125	30	86	116	2	7	9	93.8	92.5	92.8	95.2%
4	Project Work - I	31	91	122	31	91	122	0	0	0	100.0	100.0	100.0	100.0%
	<b>Business Studies (Management)</b>													
1	Human Resource Mgmt.	19	45	64	16	43	59	3	2	5	84.2	95.6	92.2	95.1%
2	Entrepreneurial Mgmt.	17	42	59	16	41	57	1	1	2	94.1	97.6	96.6	88.7%
3	Marketing Strategies & Pract	18	42	60	15	40	55	3	2	5	83.3	95.2	91.7	93.6%
4	Project Work - I	16	41	57	16	41	57	0	0	0	100.0	100.0	100.0	100.0%

**Rank Holders**

**Adv. Accountancy, corporate Accountancy & Fin. Mgmt**

Sr. No.	Name of Student	Seat No.	Total Marks	Out off	Percentage	Rank
1	Agrawal Anita Rajendra Sangeeta	3224379	359	400	89.75	I
2	Suzuguye Alex Nicholas Jovlna Kaviwabu	3225294	340	400	85.00	II
3	Naik Shweta Jayant Jyotsna	3224926	339	400	84.75	III

**Business Studies (Management)**

Sr. No.	Name of Student	Seat No.	Total Marks	Out off	Percentage	Rank
1	Joshi Nikita Lalit Mamta	3224702	339	400	84.75	I
2	Lad Trupti Vishwas Suchita	3224807	323	400	80.75	II
3	Khetan Richa Surendra Manju	3224751	309	400	77.25	III

*[Signature]*  
 Coordinator



*[Signature]*  
 Principal



Rajasthan Sammelan's  
GHANSHYAM SARAF COLLEGE OF ARTS & COMMERCE  
S.V. Road, Malad West Mumbai 400 064

Result Analysis

M.Com Part -II (SEMESTER-IV) , October 2020

Sr. No.	Particulars	October' 2020			April' 2019
		Male	Female	Total	Total
1	Total number of students	54	140	194	181
2	Total number of students Appeared	54	139	193	179
3	Total number of students with "O" Grade	16	36	52	23
4	Total number of students with "A+" Grade	16	50	66	44
	Total number of students with "A" Grade	10	30	40	48
5	Total number of students with "B+" Grade	6	19	25	24
	Total number of students with "B" Grade	3	3	6	10
6	Total number of students with "C" Grade	0	0	0	1
7	Total number of students with "D" Grade	0	0	0	0
8	Total number of students passed with pass	51	138	189	148
9	Total number of students failed	3	1	4	32
10	College Passing Percentage	94.44	99.28	97.93	82.62

Subject wise Result Analysis

Sr. No.	Subjects	October' 2020												April' 19
		Total no. of Students appeared			Total no. of Students Passed			Total no. of Students failed			Passing %			Passing %
		M	F	Total	M	F	Total	M	F	Total	M	F	Total	
	<b>Adv. Accountancy, corporate Accountancy &amp; Fin. Mgmt</b>													
1	Corp. Financial Accounting	32	93	125	32	93	125	--	--	--	100	100	100	89.7%
2	Ind Tax - Introduction of GST	32	93	125	32	93	125	--	--	--	100	100	100	99.1%
3	Financial Management	32	93	125	32	93	125	--	--	--	100	100	100	94%
4	Project Work - II	32	94	126	32	94	126	--	--	--	100	100	100	100%
	<b>Business Studies (Management)</b>													
1	Supply Chain Mgmt & Logistics	21	45	66	20	45	65	1	--	1	95.2	100	98.5	90.3%
2	Advertising & Sales Mgmt	21	45	66	20	45	65	1	--	1	95.2	100	98.5	85.5%
3	Retail Mgmt	21	45	66	19	45	64	2	--	2	90.5	100	97	93.5%
4	Project Work - II	21	45	66	21	45	66	--	--	--	100	100	100	100%






Rank Holders

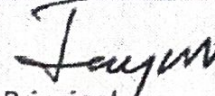
Adv. Accountancy, corporate Accountancy & Fin. Mg


Sr. No.	Name of Student	Seat No.	Total Marks	Out off	Percentage	Rank
1	Koitaawa Nafisa Saifuddin Malika	1264168	356	400	89	I
2	Chitare Komal Kishor Kavita	1263920	355	400	88.75	II
3	Jain Jhanvi Mukeshkumar Neeta	1264076	350	400	87.50	III

Business Studies (Management)

Sr. No.	Name of Student	Seat No.	Total Marks	Out off	Percentage	Rank
1	Joshi Nikita Lalit Mamta	1264779	371	400	92.75	I
2	Mukadam Ziyad Anwar Vahida	1264807	344	400	86	II
3	Dharod Keval Khushal Nayana	1264758	340	400	85	III
4	Sondagar Vidhi Yogesh Bhavna	1264860	340	400	85	III

  
Vice-Principal (SFD)

  
Principal





**RAJASTHANI SAMMELAN'S**  
**GHANSHYAMDAS SARAF COLLEGE OF ARTS & COMMERCE**  
(Re-Accredited by NAAC with 'A' Grade)  
Swami Vivekanand Road, Malad (West), Mumbai – 400 064

**RESULT STATISTICS**  
**MA FTNMP (SEMESTER III) December, 2019**

**[I] Overall Analysis:-**

Sr. No.	PARTICULAR	TOTAL
1.	Total No. of Students	15
2.	Total No. of Students Appeared	15
3.	Total No. of Students Passed With Grade 'O'	00
4.	Total No. of Students Passed With Grade 'A+'	02
5.	Total No. of Students Passed With Grade 'A'	01
6.	Total No. of Students Passed With Grade 'B+'	01
7.	Total No. of Students Passed With Grade 'B'	02
8.	Total No. of Students Passed With Grade 'C'	01
9.	Total No. of Students Passed With Grade 'D'	00
10.	Total No. of Students Passed With Grade 'F'	08
11.	No. of Students Passed Without ATKT	07
12.	No. of Students Passed With ATKT	08
13.	No. of Students Failed	NIL
14.	Pass Percentage With ATKT	53.33%
15.	Pass Percentage Without ATKT	46.66%

**[II] Subject Wise Analysis:-**

Sr. No.	Subject	Total Pass	Result %
1.	Web Production and Programming	11	73.33%
2.	Visual Communication	08	53.33%
3.	Electronics Media Criticism	15	100%
4.	Media Economics	12	80%
5.	Law related to Film, TV	15	100%

**[III] Merit List:-**

Rank	Name	Seat No.	Total	%
I	Sawant Aditya Ajit	1052511	382	76.4%
II	Humanity Danish Rubina	1052503	377	75.4%
III	Raai Nandika Narinder	1052509	346	69.2%

**Co-ordinator**



**Principal**

**RAJASTHANI SAMMELAN'S**  
**GHANSHYAMDAS SARAF COLLEGE OF ARTS & COMMERCE**

(Re-Accredited by NAAC with 'A' Grade)

Swami Vivekanand Road, Malad (West), Mumbai – 400 064

**RESULT STATISTICS**

**MA FTNMP (SEMESTER IV) September, 2020**

**[I] Overall Analysis:-**

Sr. No.	PARTICULAR	TOTAL
1.	Total No. of Students	15
2.	Total No. of Students Appeared	15
3.	Total No. of Students Passed With Grade 'O'	01
4.	Total No. of Students Passed With Grade 'A+'	04
5.	Total No. of Students Passed With Grade 'A'	03
6.	Total No. of Students Passed With Grade 'B+'	05
7.	Total No. of Students Passed With Grade 'B'	01
8.	Total No. of Students Passed With Grade 'C'	0
9.	Total No. of Students Passed With Grade 'D'	0
10.	Total No. of Students Passed With Grade 'E'	0
11.	No. of Students Passed Without ATKT	07
12.	No. of Students Passed With ATKT	14
13.	No. of Students Failed	01
14.	Pass Percentage With ATKT	93.33%
15.	Pass Percentage Without ATKT	46.66%

**[II] Subject Wise Analysis:-**

Sr. No.	Subject	Total Pass	Result %
1.	Perspectives in Media Business	15	100
2.	Marketing and Publicity Design	14	93.33%
3.	Practical Film Making	15	100

**[III] Merit List:-**

Rank	Name	Seat No.	Total	%
I	Sawant Aditya Ajit	3063511	262	87.33
II	Raai Nandika Narinder	3063509	254	84.66
III	Nalla Prabhdas Sathyam	3063505	239	79.6

  
Co-ordinator



  
Principal



**RAJASTHANI SAMMELAN'S**  
**GHANSHYAMDAS SARAF COLLEGE OF ARTS & COMMERCE**  
 (Re-Accredited by NAAC with 'A' Grade)  
 Swami Vivekanand Road, Malad (West), Mumbai – 400 064

**RESULT STATISTICS**  
**MACJ (SEMESTER III) December, 2019**

**[I] Overall Analysis:-**

Sr. No.	PARTICULAR	TOTAL
1.	Total No. of Students	19
2.	Total No. of Students Appeared	19
3.	Total No. of Students Passed With Grade 'O'	00
4.	Total No. of Students Passed With Grade 'A+'	00
5.	Total No. of Students Passed With Grade 'A'	12
6.	Total No. of Students Passed With Grade 'B+'	02
7.	Total No. of Students Passed With Grade 'B'	00
8.	Total No. of Students Passed With Grade 'C'	00
9.	Total No. of Students Passed With Grade 'D'	00
10.	Total No. of Students Passed With Grade 'F'	05
11.	No. of Students Passed Without ATKT	14
12.	No. of Students Passed With ATKT	05
13.	No. of Students Failed	NIL
14.	Pass Percentage With ATKT	26.31
15.	Pass Percentage Without ATKT	73.68

**[II] Subject Wise Analysis:-**

Sr. No.	Subject	Total Pass	Result %
1.	Digital Media Marketing	14	73.68
2.	Political Communication	17	89.47
3.	Media Management	17	89.47
4.	Public relation in the Private Sector	18	94.73
5.	Culture studies and Media	16	84.21

**[III] Merit List:-**

Rank	Name	Seat No.	Total	%
I	Jhunjhunwala Sanchita Kamal	1052167	361	72.2
II	Jikadra Avni Pravin	1052168	346	69.2
III	Panashthira Danita Danai	1052173	338	67.6

*DK Borge*  
 Co-ordinator



*Jayaram*  
 Principal

**RAJASTHANI SAMMELAN'S**  
**GHANSHYAMDAS SARAF COLLEGE OF ARTS & COMMERCE**

(Re-Accredited by NAAC with 'A' Grade)  
Swami Vivekanand Road, Malad (West), Mumbai – 400 064

**RESULT STATISTICS**  
**MACJ (SEMESTER IV) September, 2020**

**[I] Overall Analysis:-**

Sr. No.	PARTICULAR	TOTAL
1.	Total No. of Students	19
2.	Total No. of Students Appeared	19
3.	Total No. of Students Passed With Grade 'O'	02
4.	Total No. of Students Passed With Grade 'A+'	03
5.	Total No. of Students Passed With Grade 'A'	02
6.	Total No. of Students Passed With Grade 'B+'	04
7.	Total No. of Students Passed With Grade 'B'	03
8.	Total No. of Students Passed With Grade 'C'	01
9.	Total No. of Students Passed With Grade 'D'	00
10.	Total No. of Students Passed With Grade 'F'	04
11.	No. of Students Passed Without ATKT	15
12.	No. of Students Passed With ATKT	04
13.	No. of Students Failed	NIL
14.	Pass Percentage With ATKT	21.05
15.	Pass Percentage Without ATKT	78.94

**[II] Subject Wise Analysis:-**

Sr. No.	Subject	Total Pass	Result %
1.	Social Science Research	17	89.47
2.	Perspectives on Communication	16	84.21
3.	Dissertation	17	89.47

**[III] Merit List:-**

Rank	Name	Seat No.	Total	%
I	Rahman Mustafizur Ahmadul	3060250	263	87.66
II	Jhunjhunwala Sanchita Kamal	3060250	248	82.66
III	Marzouk Esmail Hassan	3060254	236	78.66

  
Co-ordinator



  
Principal



**RAJASTHANI SAMMELAN'S**  
**GHANSHYAMDAS SARAF COLLEGE OF ARTS & COMMERCE**

(Re-Accredited by NAAC with 'A' Grade)  
Swami Vivekanand Road, Malad (West), Mumbai – 400 064

**RESULT STATISTICS**  
**TYBMM (Jour) (SEMESTER 5) October 2019**

**[I] Overall Analysis:-**

Sr. No.	PARTICULAR	TOTAL
1.	Total No. of Students	19
2.	Total No. of Students Appeared	18
3.	Total No. of Students Passed With Grade 'O'	NIL
4.	Total No. of Students Passed With Grade 'A'	08
5.	Total No. of Students Passed With Grade 'B'	06
6.	Total No. of Students Passed With Grade 'C'	00
7.	Total No. of Students Passed With Grade 'D'	NIL
8.	Total No. of Students Passed With Grade 'E'	NIL
9.	No. of Students Failed	04
10.	No of Students whose result is held in Reserve	NIL
11.	Pass Percentage	77.77

**[II] Subject Wise Analysis:-**

Sr. No.	Subject	Total Pass	Result %
1.	Reporting	15	83.33
2.	Editing	17	94.44
3.	Journalism & Public Opinion	17	94.44
4.	Feature & Opinion	18	100
5.	Indian Regional Journalism	16	88.88
6.	Newspaper & Magazine Making (Project)	16	88.88
7.			

**[III] Merit List:-**

Rank	Name	Seat No.	Total	%
I	JOSHI RADHIKA SANJAY REENA	1041053	424	70.66
II	VAISHNAV HIMANI KAMLESH ASHA	1041131	417	69.50
III	BEHERA SMRUTIREKHA SUDHIR MAMTA	1041001	412	66.66

  
Co-ordinator



  
Principal



**RAJASTHANI SAMMELAN'S**  
**GHANSHYAMDAS SARAF COLLEGE OF ARTS & COMMERCE**  
 (Re-Accredited by NAAC with 'A' Grade)  
 Swami Vivekanand Road, Malad (West), Mumbai – 400 064

**RESULT STATISTICS**  
**TYBMM (Jour) (SEMESTER 6) September 2020**

**[I] Overall Analysis:-**

Sr. No.	PARTICULARS	TOTAL
1.	Total No. of Students	19
2.	Total No. of Students Appeared	18
3.	Total No. of Students Passed With Grade 'O'	NIL
4.	Total No. of Students Passed With Grade 'A'	05
5.	Total No. of Students Passed With Grade 'B'	09
6.	Total No. of Students Passed With Grade 'C'	NIL
7.	Total No. of Students Passed With Grade 'D'	NIL
8.	Total No. of Students Passed With Grade 'E'	NIL
9.	No. of Students Failed	02
10.	No of Students whose result is held in Reserve	02
11.	Pass Percentage	88.88

**[II] Subject Wise Analysis:-**

Sr. No.	Subject	Total Pass	Result %
1.	Press Laws & Ethics	18	100
2.	Issues in Global Media	16	88.88
3.	Broadcast Journalism	17	94.44
4.	Bus & Mag Journalism	18	100
5.	News Media Mgmt	17	94.44
6.	Contemporary Issues	18	100
7.	Digital Media	18	100

**[III] Merit List:-**

Rank	Name	Seat No.	Total	%
I	JOG VAIBHAVI PRAMOD TRUPTI JOG	3037489	630	90
II	JAIN TANYA NILESH NILIMA	3037483	619	88.42
III	JOSHI DHRUVI SANJAY SEEMA	3037492	617	88.14
III	JOSHI RADHIKA SANJAY REENA	3037494	617	88.14

  
 Co-ordinator



Principal 



**RAJASTHANI SAMMELAN'S**  
**GHANSHYAMDAS SARAF COLLEGE OF ARTS & COMMERCE**  
 (Re-Accredited by NAAC with 'A' Grade)  
 Swami Vivekanand Road, Malad (West), Mumbai – 400 064

**RESULT STATISTICS**  
**TYBMM (Advt) (SEMESTER 5) October 2019**

**[I] Overall Analysis:-**

Sr. No.	PARTICULARS	TOTAL
1.	Total No. of Students	106
2.	Total No. of Students Appeared	106
3.	Total No. of Students Passed With Grade 'O'	NIL
4.	Total No. of Students Passed With Grade 'A'	25
5.	Total No. of Students Passed With Grade 'B'	57
6.	Total No. of Students Passed With Grade 'C'	02
7.	Total No. of Students Passed With Grade 'D'	NIL
8.	Total No. of Students Passed With Grade 'E'	NIL
9.	No. of Students Failed	21
10.	No of Students whose result is held in Reserve	01
11.	Pass Percentage	80

**[II] Subject Wise Analysis:-**

Sr. No.	Subject	Total Pass	Result %
1.	Copywriting	100	95.23
2.	Media Planning & Buying	97	92.38
3.	Consumer Behaviour	99	94.28
4.	Brand Building	93	88.57
5.	Advertising in Contemporary Society	95	90.47
6.	Advertising Design (Project)	96	91.42
7.			

**[III] Merit List:-**

Rank	Name	Seat No.	Total	%
I	BASRUR SAMIDHA BRAMHANAND SADHANA	1040151	435	72.50
II	NAIK RIYA HINESH KIRAN	1040559	432	72
II	SHETTY SRISHTI VASANT SUJAYA	1040835	432	72
III	RAUT RUCHA AMIT VRUSHALI	1040716	428	71.30

*Leahy*

Course Co-ordinator



*Jaym*

Principal



**RAJASTHANI SAMMELAN'S**  
**GHANSHYAMDAS SARAF COLLEGE OF ARTS & COMMERCE**

(Re-Accredited by NAAC with 'A' Grade)  
Swami Vivekanand Road, Malad (West), Mumbai – 400 064

**RESULT STATISTICS**  
**TYBMM (AdvT) (SEMESTER 6) September 2020**

**[I] Overall Analysis:-**

Sr. No.	PARTICULARS	TOTAL
1.	Total No. of Students	106
2.	Total No. of Students Appeared	105
3.	Total No. of Students Passed With Grade 'O'	NIL
4.	Total No. of Students Passed With Grade 'A'	11
5.	Total No. of Students Passed With Grade 'B'	72
6.	Total No. of Students Passed With Grade 'C'	04
7.	Total No. of Students Passed With Grade 'D'	NIL
8.	Total No. of Students Passed With Grade 'E'	NIL
9.	No. of Students Failed	16
10.	No of Students whose result is held in Reserve	02
11.	Pass Percentage	84.76

**[II] Subject Wise Analysis:-**

Sr. No.	Subject	Total Pass	Result %
1.	Fin Mgmt for Mktg & Advtg	92	87.61
2.	Prin & Prac of Dir Mktg	93	88.57
3.	Agency Mgmt	97	92.38
4.	Advtg & Mktg Research	93	88.57
5.	Legal Env't & Adv't Ethics	96	91.42
6.	Contemporary Issues	94	89.52
7.	Digital Media	96	91.42

**[III] Merit List:-**

Rank	Name	Seat No.	Total	%
I	SHAIKH TAIYABA MOHAMMED AKRAM	3037255	659	94.14
II	ANCHAN YOCHAN NARAYAN BHARTHI	3036617	643	91.85
II	BASRUR SAMIDHA BRAMHANAND SADHANA	3036639	623	89
III	MAHAJAN HRITIK RAKESH KUMAR GUPTA ANJU GUPTA	3036944	623	89
III	SHETTY SRISHTI VASANT SUJAYA	3037286	623	89

**Course Co-ordinator**



**Principal**



# GHANSHYAM DAS SARAF COLLEGE OF COMMERCE

## Result Analysis

**L.Y. B. Com Sem V Oct. 2015 (Academic Year 2015-2016)**

Sr. No	Particulars	Oct. 2015	Oct. 2014
1	Total Number of Students	786	745
2	Total Number of Students Appeared	782	745
3	Total Number of Students Passed with O Grade	28	39
4	Total Number of Students Passed with A Grade	242	227
5	Total Number of Students Passed with B Grade	186	177
6	Total Number of Students Passed with C Grade	109	115
7	Total Number of Students Passed with D Grade	58	43
8	Total Number of Students Passed with E Grade	04	02
9	Total Number of Students Failed	155	142
10	Total Number of Students Passed	627	603
11	University passing percentage	61.81%	-
12	College passing percentage	80.17%	80.93%

## Subject wise Result Analysis

Sr. No.	Subject	Total No. of Students Appeared	Total No. Of Students Passed	Total No. Of Students Failed	Passing %	
					Oct 2015	Oct 2014
1	A/c I	774	714	60	92.25	93.56
2	A/c II	775	739	36	95.35	97.99
3	A/c III	776	741	35	95.49	91.28
4	MHRM	780	739	41	94.74	96.24
5	Economics	784	704	80	89.79	95.98
6	EM	696	649	47	93.24	96.86
7	D & IT	782	754	28	96.00	96.51
8	CS	83	81	02	97.59	97.78

## Rank Holders

Sr. no	Name of the Students	Seat No.	Total Marks	Out off	Grade	Rank	%
1	Gupta govinda Bechu Prasad kusum	1029191	621	700	O	I	88.71
2	Jadhav Amruta vikas Sujat	1029347	606	700	O	II	86.57
3	Rane Snehal vijay Sangeet	1027724	601	700	O	III	85.85

Prepared by  
CA - Nilima Majumdar  
12/10/2016





Ghanshyamdas Saraf  
College of Arts & Commerce

R S Campus, S V Road  
Malad (W), Mumbai - 400064  
Tel No. +91 22 6681 2345 / 6681 2350  
www.sarafcollege.org  
gsr@rajasthan.org.in

## Result Analysis: A.Y. 2015-16

### T.Y.B.Com: SEM- VI (April- 2016)

Particulars	SEM-VI	
	Apr-2015	Apr-2016
Total Number of students appeared	754	769
Students passed with O Grade	31	17
Students passed with A Grade	328	247
Students passed with B Grade	194	224
Students passed with C Grade	80	93
Students passed with D Grade	19	40
Students passed with E Grade	04	02
Students outright failed	98	146
Total No. of passed students	656	623
College passing percentage	87.00	81.01
University passing percentage	67.00	66.52

Subject wise Result Analysis (%)	SEM-VI	
	Apr-2015	Apr-2016
MHRM	95.76	91.68
Business Economics	90.46	94.15
A/c-I	98.83	99.45
A/c-II	99.34	98.95
A/c-III	99.34	97.92
Computer Science	100.00	100.00
Export Marketing	97.91	91.27
Direct & Indirect Tax	99.20	99.74



### Rank Holders: SEM-VI (Apr-2016)

Sr. No.	Name of the Student	Seat No.	Total Marks	Out off	Grade	Rank	%
01	Mistry Rehnuma Tahir Mohammad	1247928	627	700	O	I	89.57
02	Rane Snehal Vijay	1245461	603	700	O	II	86.14
03	Nanda Anjali Haresh	1248059	591	700	O	III	84.43

*Daksha*

Compiled By: Prof. Daksha Kapadia



(285) (233)

**GHANSHYAM DAS SARAF COLLEGE OF COMMERCE**

**Result Analysis**

**T.Y.B.Com Sem V Oct. 2016(Academic Year 2016-17)**

Sr. No.	Particulars	Oct.2016	Oct.2015
1	Total Number of Students	826	786
2	Total Number of Students Absent	08	782
3	Total Number of Students Appeared	818	04
3	Total Number of Students Passed with O Grade	30	28
4	Total Number of Students Passed with A Grade	224	242
5	Total Number of Students Passed with B Grade	167	186
6	Total Number of Students Passed with C Grade	142	109
7	Total Number of Students Passed with D Grade	48	58
8	Total Number of Students Passed with E Grade	15	04
9	Total Number of Students Failed	192	155
10	Total Number of Students Passed	626	627
11	University passing percentage		61.81%
12	College passing percentage	76.52%	80.17%

**Subject wise Result Analysis**

Sr. No.	Subject	Total No. of Students	Total No. Of absent Students	Total No. Of Students Appeared	Total No. of Students Passed	Total No. of Students Failed	Passing %	
							Oct 2016	Oct 201
1	A/c I	826	07	819	748	71	91.33	92.25
2	A/c II	826	05	821	759	62	92.44	95.35
3	A/c III	826	04	822	741	81	90.14	95.49
4	MHRM	826	08	818	741	77	91	94.74
5	Economics	826	08	818	769	49	94	89.79
6	EM	716	06	710	670	40	94.36	93.24
7	D & IT	826	09	817	795	22	97.3	96
8	CS	110	04	106	106	00	100	97.59

*Spandus*  
18/3/17



(28)





Ghanshyamdas Saraf  
College of Arts & Commerce

R.S. Campus, S.V. Road  
Mald (W), Mumbai - 400064  
Tel No. +91 22 6681 2345 / 6681 2350  
www.sarafcollege.org  
gsar@rajasthan.org.in

## Result Analysis

### T.Y.B.Com SEM-VI April-2017 (A.Y.2016-17)

Sr. No.	Particulars	April-2016	April-2017
01	Total Number of Students Appeared	769	814
02	Total Number of Students Passed with O Grade	17	05
03	Total Number of Students Passed with A Grade	247	176
04	Total Number of Students Passed with B Grade	224	209
05	Total Number of Students Passed with C Grade	93	192
06	Total Number of Students Passed with D Grade	40	96
07	Total Number of Students Passed with E Grade	02	24
08	Total Number of Students Failed	146	112
09	Total Number of Students Passed	623	702
10	College passing percentage	81.01	86.24
11	University passing percentage	66.52	65.09

### Subject wise Result Analysis

Sr. No.	Subject	Passing %	
		April-2016	April-2017
01	MHRM	91.68	96.18 ✓
02	Business Economics	94.15	94.79 ✓
03	A/c-I	99.48	97.79 ✓
04	A/c-II	98.95	97.78 ✓
05	A/c-III	97.92	97.03 ✓
06	Computer Science	100	100 ✓
07	Export Marketing	91.27	92.77 ✓
08	Direct & Indirect Tax	99.74	98.27 ✓

### Rank holders

Sr. No.	Name of the Students	Seat No.	Total Marks	Out Off	Grade	Rank	%
01	Mistry Aarti	6262544	609	700	O	I	87.00
02	Dubey Shubham	6259286	609	700	O	I	87.00
03	Vishwakarma Chhaya	6264701	604	700	O	II	86.29
04	Jha Aradhana	6261771	594	700	O	III	84.86

Compiled By: Prof. Daksha Kapadia

*Daksha*

*22/01/2018*





# GHANSHYAMDAS SARAF COLLEGE OF COMMERCE

## RESULT ANALYSIS

T.Y.B.Com SEM V Nov. 2017(Academic year 2017-18)

Sr.No.	Particulars	Nov,2017	Oct,2016
1	Total Number of Students	892	826
2	Total Number of Students Absent	07	08
3	Total Number of Students Appeared	815	818
4	Total Number of Students Passed with 'O' Grade	43	30
5	Total Number of Students Passed with 'A' Grade	311	224
6	Total Number of Students Passed with 'B' Grade	206	167
7	Total Number of Students Passed with 'C' Grade	82	142
8	Total Number of Students Passed with 'D' Grade	44	48
9	Total Number of Students Passed with 'E' Grade	05	15
10	Total Number of Students Failed	124	192
11	Total Number of Students Passed	691	626
12	University passing Percentage	84.78%	76.52%
13	College Passing Percentage		

## Subject wise Result Analysis

Sr.No.	Subject	Total No. of Students	Absents	Appeared	Passed	Failed	Passing %	
							Nov,2017	Oct,2016
1	A/C I	892	07	815	745	70	91.41	91.33
2	A/C II	892	08	814	791	23	97.17	92.44
3	A/C III	892	07	815	777	38	95.34	90.14
4	MHRM	892	06	816	779	37	95.46	91
5	ECONOMICS	892	08	814	763	51	93.73	94
6	EM	740	08	732	709	23	96.85	94.36
7	D&IT	892	08	814	790	24	97.05	97.3
8	CS	82	00	82	82	NIL	100	100

Prepared By:

1. Dr. Shagun Srivastava

2. Prof. Rekha Mishra



*Spandey*  
31/03/18

20



# GHANSHYAMDAS SARAF COLLEGE OF COMMERCE

## RESULT ANALYSIS

T.Y.B.Com SEM VI April - 2018 (Academic year 2017-18)


Sr.No.	Particulars	Apr,2018	Apr,2017
1	Total Number of Students Appeared	812	814
2	Total Number of Students Passed with 'O' Grade	30	05
3	Total Number of Students Passed with 'A' Grade	338	176
4	Total Number of Students Passed with 'B' Grade	195	205
5	Total Number of Students Passed with 'C' Grade	116	192
6	Total Number of Students Passed with 'D' Grade	28	96
7	Total Number of Students Passed with 'E' Grade	03	24
8	Total Number of Students Failed	102	112
9	Total Number of Students Passed	710	702
10	University passing Percentage	-	65.09
11	College Passing Percentage	87.43%	86.24

### Subject wise Result Analysis

Sr.No.	Subject	Total No. of Students	Absents	Appeared	Passed	Failed	Passing %	
							Apr,2018	Apr,2017
1	A/C I	821	09	812	796	16	98.03	97.79
2	A/C II	821	08	813	787	26	96.80	97.78
3	A/C III	821	11	810	801	09	98.88	97.03
4	MHRM	821	09	812	793	19	97.66	96.18
5	BUSINESS ECONOMICS	821	10	811	771	40	95.07	94.79
6	EM	740	11	729	687	42	94.24	92.77
7	D&IT	821	12	809	800	09	98.88	98.27
8	CS	81	Nil	81	81	Nil	100	100

### Rank Holders

Sr.No.	Seat No.	Name Of the Students	Total Marks	Out off	Grade	Rank	%
1	3098868	Patel Sangita Desaram	599	700	O	I	85.57
2	3097272	Jain Manisha Prakashcha	592	700	O	II	84.57
3	3096843	Gawade Laxman Ramakant	591	700	O	III	84.42





# GHANSHYAMDAS SARAF COLLEGE OF COMMERCE

## RESULT ANALYSIS

T.Y.B.Com SEM V Nov, 2018(Academic year 2018-19)

Sr.No.	Particulars	Nov,2018	Nov,2017
1	Total Number of Students	768	852
2	Total Number of Students Absent	07	07
3	Total Number of Students Appeared	761	815
4	Total Number of Students Passed with 'O' Grade	NA	43
5	Total Number of Students Passed with 'A' Grade	NA	311
6	Total Number of Students Passed with 'B' Grade	NA	206
7	Total Number of Students Passed with 'C' Grade	NA	82
8	Total Number of Students Passed with 'D' Grade	NA	44
9	Total Number of Students Passed with 'E' Grade	NA	05
10	Total Number of Students Failed	129	124
11	Total Number of Students Passed	632	691
12	University passing Percentage		
13	College Passing Percentage	83.04%	84.78%

## Subject wise Result Analysis

Sr.No	Subject	Total No. of Students	Absents	Appeared	Pass	Fail	Passing %	
							Nov,2018	Nov,2017
1	A/C I	768	07	761	685	76	90.01	91.41
2	A/C II	768	07	761	739	22	97.11	97.17
3	MHRM	768	13	755	738	17	97.74	95.46
4	ECONOMIC S	768	13	755	726	29	96.15	93.73
5	EM	677	13	664	664	Nil	100	96.85
6	D&IT	768	10	758	720	38	94.99	97.05
7	CS	91	Nil	91	90	01	98.90	100

Prepared By:

1. Dr. Shagun Srivastava

2. Prof. Rekha Mishra



*Shagun* 9/2/19  
*Spandan* 9/2/19



# GHANSHYAMDAS SARAF COLLEGE OF COMMERCE

## RESULT ANALYSIS

T.Y.B.Com SEM VI April - 2019 (Academic year 2018-19)


Sr.No.	Particulars	Apr, 2019	Apr, 2018
1	Total Number of Students Appeared	731	812
2	Total Number of Students Passed with 'O' Grade	05	30
3	Total Number of Students Passed with 'A+' Grade	90	NA
4	Total Number of Students Passed with 'A' Grade	251	338
5	Total Number of Students Passed with 'B+' Grade	156	NA
6	Total Number of Students Passed with 'B' Grade	93	195
7	Total Number of Students Passed with 'C' Grade	48	116
8	Total Number of Students Passed with 'D' Grade	07	28
9	Total Number of Students Passed with 'E' Grade	NA	03
10	Total Number of Students Failed	81	102
11	Total Number of Students Passed	650	710
12	University passing Percentage	-	-
13	College Passing Percentage	88.92%	87.43%

### Subject wise Result Analysis

Sr.No.	Subject	Total No. of Students	Absents	Appeared	Passed	Failed	Passing %	
							Apr, 2019	Apr, 2018
1	A/C I	739	08	731	699	32	95.62	98.03
2	A/C II	739	09	730	708	22	96.99	96.80
3	MHRM	739	09	730	723	07	99.04	97.66
4	BUSINESS ECONOMICS	739	08	731	702	29	96.03	95.07
5	EM	649	08	641	632	09	98.59	94.24
6	D&IT	739	09	730	727	03	99.59	98.88
7	CS	90	01	89	89	NIL	100	100

### Rank Holders

Sr.No.	Seat No.	Name Of the Students	Total Marks	Out off	Rank	%
1	1023558	SOUNDALKAR SUCHITA RAMESH RANJANA	506	600	1	84.33
2	1023836	PUJAKUMARI UMASHANKAR MAMTADEVI	492	600	2	82.00
3	1027296	PATEL PARTHKUMAR JAGDISHKUMAR SUNITADEVI	481	600	3	80.17
4	1025315	GUPTA SHIVANI SANJAY BABY	481	600	3	80.17



Prepared by CA Gurunathan Pillai

*AK*  
13/06/19

*A. Kumar*  
13/06/2019



Rajasthan Sammelan's  
GHANSHYAMDAS SARAF COLLEGE OF ARTS & COMMERCE  
(Re - Accredited by NAAC WITH 'A' Grade)  
S.V. Road, Malad West, Mumbai - 400 064

Oct 2015

**RESULT ANALYSIS**  
**B.Com (Accounting and Finance) Sem V**

**(I) Overall Analysis :-**


Sr. No.	Particulars	Oct. 15	Oct. 14
1	Total number of students	124	127
2	Total number of students Appeared	123	127
3	Total Number of Students Passed with Grade "O"	8	13
4	Total number of Students Passed with Grade "A"	70	62
5	Total number of Students Passed with Grade "B"	29	24
6	Total number of Students Passed with Grade "C"	7	9
7	Total number of Students Passed with Grade "D"	3	4
8	Total number of Students Passed with Grade "E"	0	0
9	Total number of Students Passed without ATKT	117	112
10	Total number of Students failed with ATKT	6	15
11	No. of Students failed	0	0
12	Passing percentage without ATKT	95.12	88.18
13	Passing percentage with ATKT	100	100
14	University Passing percentage		82.62

**(II) Subject wise Result Analysis**


Sr. No.	Subject	Total no. of students appeared	Total no. of students Passed	Total no. of students failed	Passing % October 2015	Passing % Nov. 2014
1	Financial Accounting V	123	120	3	97.56	94.48
2	Cost Accounting III	123	121	2	98.37	98.42
3	Financial Accounting VI/ Audit	123	122	1	99.18	96.85
4	Management Accounting II / FM	123	120	3	97.56	96.85
5	Taxation III	123	122	1	99.18	97.63
6	Economics III / POM	123	123	0	100	99.21

**(III) Merit List :-**

S. No.	Name	Seat No.	Total	Out of	%	Rank
1	Bissa Kajal Ashokkumar	1138883	519	600	86.5	I
2	Patel Riya Chelabhai	1139525	506	600	84.33	II
3	Bihani Simran Vishwanath	1138882	501	600	83.5	III

  
Co-Ordinator

  
Principal





Rajasthani Sammelan's  
GHANSHYAMDAS SARAF COLLEGE OF ARTS & COMMERCE  
S.V. Road, Malad West Mumbai 400 064

✓  
April 2016

### Result Analysis

B.Com. ( Accounting and Finance) Sem VI April 2016

Sr. No.		Apr. 16	May-15
1	Total number of students	124	126
2	Total number of students Appeared	122	126
3	Total Number of Students Pass with "O" Grade	0	0
4	Total number of students Pass with "A" Grade	57	69
5	Total number of students pass with "B" Grade	46	38
6	Total number of students pass with "C" Grade	12	11
7	Total number of students pass with "D" Grade	0	4
8	Total number of students pass with "E" Grade	0	0
9	Total number of students Passed	115	122
10	Total number of students Failed	5	2
11	Total number of students not cleared Lower Class	2	2
12	College Passing Percentage	94. 26%	96. 82%
13	University Passing Percentage		

### Subject wise Result Analysis

Sr. No.	Subject	Total no. of Students Appeared	Total no. of Students Passed	Total no. of Students Not Cleared	Passing Percentage 2016	Passing Percentage 2015
1	Financial Accounting - Paper VI VIII	122	122	0	100%	99%
2	Cost Accounting - Paper IV	122	122	0	100.00%	100.00%
3	Financial Management - Paper III Auditing	122	120	2	98.36%	100%
4	Taxation - Paper IV	122	122	0	100.00%	100.00%
5	Financial Accounting - Paper VII	122	121	1	99. 18%	98.41%
6	Economics - Paper III/ POM	122	119	3	97.54%	96.82%

### Rank Holders

Sr. No.	Name of Student	Seat No.	Total Marks	Out of	%	Rank
1	Bissa Kajal Ashokkumar	1107100	527	600	87.83	First
2	Parkar Ayesha Altaf	1107687	526	600	87.67	Second
3	Raka Shreya Rajesh	1107776	517	600	86.17	Third
4	Vishwakarma Lakshmi Lolarak	1108128	517	600	86.17	Third

*[Signature]*  
Co-Ordinator

*[Signature]*  
Principal





**Rajasthani Sammelan's**  
**GHANSHYAMDAS SARAF COLLEGE OF ARTS & COMMERCE**  
 S.V. Road, Malad West Mumbai 400 064

**Result Analysis**  
**B.Com. ( Accounting and Finance) Sem V November 2016**

Sr. No.		November 2016			October 2015
		Female	Male	Total	Total
1	Total number of students	106	31	137	124
2	Total number of students appeared	106	31	137	123
3	Total Number of students passed with "O" Grade	19	2	21	08
4	Total number of students passed with "A " Grade	45	15	60	70
5	Total number of students passed with "B" Grade	23	06	29	29
6	Total number of students passed with "C" Grade	11	02	13	07
7	Total number of students passed with "D" Grade	02	05	07	03
8	Total number of students failed with ATKT	06	01	07	06
9	Total number of students passed without ATKT	100	30	130	117
10	Passing percentage with ATKT	100	100	100	100
11	Passing percentage without ATKT	94.34	96.77	94.89	95.12

**Subject wise Result Analysis**

Sr. No.	Subject	November 2016					October 2015
		Total no. of Students Appeared	Total no. of Students Passed	Total no. of Students Passed (Female)	Total no. of Students Passed (Male)	Passing %	Passing %
1	Financial Accounting - V	137	134	103	31	97.81	97.56
2	Cost Accounting - III	137	136	105	31	99.27	98.37
3	Financial Management - II	137	133	102	31	97.08	97.56
4	Taxation - III	137	135	104	31	98.54	99.18
5	Auditing - III	136	136	106	30	100	99.18
6	Management - II	137	137	106	31	100	100

**Rank Holders**

Sr. No.	Name of the Student	Seat No.	Total Marks	Out of	%	Rank
1	Gupta Uma Gopal	1225349	512	600	85.33	FIRST
2	Gandhi Priya Bhadrakant	1225277	508	600	84.67	SECOND
3	Gadim Samira Suleman	1225264	507	600	84.50	THIRD

*[Signature]*  
 13/4/17  
 Co-ordinator



*[Signature]*  
 Principal



**Rajasthan Sammelan's**  
**GHANSHYAMDAS SARAF COLLEGE OF ARTS & COMMERCE**  
**S.V. Road, Malad West Mumbai 400 064**

**Result Analysis**  
**B.Com. (Accounting and Finance) Sem V November 2016**

Sr. No.		November 2016			October 2015
		Female	Male	Total	Total
1	Total number of students	106	31	137	124
2	Total number of students appeared	106	31	137	123
3	Total Number of students passed with "O" Grade	19	2	21	08
4	Total number of students passed with "A" Grade	45	15	60	70
5	Total number of students passed with "B" Grade	23	06	29	29
6	Total number of students passed with "C" Grade	11	02	13	07
7	Total number of students passed with "D" Grade	02	05	07	03
8	Total number of students failed with ATKT	06	01	07	06
9	Total number of students passed without ATKT	100	30	130	117
10	Passing percentage with ATKT	100	100	100	100
11	Passing percentage without ATKT	94.34	96.77	94.89	95.12


**Subject wise Result Analysis**

Sr. No.	Subject	November 2016					October 2015
		Total no. of Students Appeared	Total no. of Students Passed	Total no. of Students Passed (Female)	Total no. of Students Passed (Male)	Passing %	Passing %
1	Financial Accounting - V	137	134	103	31	97.81	97.56
2	Cost Accounting - III	137	136	105	31	99.27	98.37
3	Financial Management - II	137	133	102	31	97.08	97.56
4	Taxation - III	137	135	104	31	98.54	99.18
5	Auditing - III	136	136	106	30	100	99.18
6	Management - II	137	137	106	31	100	100

**Rank Holders**

Sr. No.	Name of the Student	Seat No.	Total Marks	Out of	%	Rank
1	Gupta Uma Gopal	1225349	512	600	85.33	FIRST
2	Gandhi Priya Bhadrakant	1225277	508	600	84.67	SECOND
3	Gadim Samira Suleman	1225264	507	600	84.50	THIRD

*13/4/17*  
**Co-ordinator**



*S. \_\_\_\_\_*  
**Principal**



**Rajasthani Sammelan's**  
**GHANSHYAMDAS SARAF COLLEGE OF ARTS & COMMERCE**  
**S.V. Road, Malad West Mumbai 400 064**

**Result Analysis**  
**B.Com. ( Accounting and Finance) Sem VI April 2017**

Sr. No.		April 2017			April 2016
		Female	Male	Total	Total
1	Total number of students	106	31	137	124
2	Total number of students appeared	106	31	137	122
3	Total Number of students passed with "O" Grade	15	03	18	0
4	Total number of students passed with "A " Grade	48	13	61	57
5	Total number of students passed with "B" Grade	29	08	37	46
6	Total number of students passed with "C" Grade	08	06	14	12
7	Total number of students passed with "D" Grade	01	00	01	0
8	Total number of students failed with ATKT	05	01	06	5
9	Total number of students passed without ATKT	100	30	130	115
10	Passing percentage with ATKT	100	100	100	100
11	Passing percentage without ATKT	94.33	96.77	94.89	94.26


**Subject wise Result Analysis**

Sr. No.	Subject	April 2017					April 2016
		Total no. of Students Appeared	Total no. of Students Passed	Total no. of Students Passed (Female)	Total no. of Students Passed (Male)	Passing %	Passing %
1	Financial Accounting - VI	137	136	105	31	99.27	100
2	Cost Accounting - IV	137	136	105	31	99.27	100
3	Financial Management - III	137	133	102	31	97.08	98.36
4	Taxation - IV	137	136	106	30	99.27	100
5	Financial Accounting - VII	137	137	106	31	100	99.18
6	Economics - III	137	137	106	31	100	97.54

**Rank Holders**

Sr. No.	Name of the Student	Seat No.	Total Marks	Out of	%	Rank
1	Soni Meena Brijmohan	6335699	512	600	85.33	FIRST
2	Anjalamary Arockyasamy Selvama	6334529	504	600	84	SECOND
3	Shah Prachi Girish	6335543	501	600	83.5	THIRD

  
**Co-ordinator**

  
**Chief Coordinator**

  
**Principal**



**Rajasthani Sammelan's**  
**GHANSHYAMDAS SARAF COLLEGE OF ARTS & COMMERCE**  
**S.V. Road, Malad West Mumbai 400 064**

**Result Analysis**  
**B.Com. ( Accounting and Finance) Sem V November 2017**

Sr. No.	Particulars	November 2017			November 2016
		Female	Male	Total	Total
1	Total number of students	100	40	140	137
2	Total number of students Appeared	100	40	140	137
3	Total Number of Students passed with "O" Grade	04	Zero	04	21
4	Total number of students passed with "A " Grade	46	11	57	60
5	Total number of students passed with "B" Grade	26	10	36	29
6	Total number of students passed with "C" Grade	13	10	23	13
7	Total number of students passed with "D" Grade	03	04	07	07
8	Total number of students failed with ATKT	08	05	13	07
9	Total number of students passed without ATKT	92	35	127	130
10	Passing percentage with ATKT	100	100	100	100
11	Passing percentage without ATKT	92	87.5	90.71	94.89

**Subject wise Result Analysis**

Sr. No.	Subject	November 2017				November 2016
		Total no. of Students Appeared	Total no. of Students Passed	Total no. of Students not passed	Passing %	Passing %
1	Financial Accounting - V	140	136	04	97.14	97.81
2	Cost Accounting - III	140	139	01	99.26	99.27
3	Financial Management - II	140	136	04	97.14	97.08
4	Taxation - III	140	131	09	93.57	98.54
5	Auditing - III	140	137	03	97.86	100
6	Management - II	140	138	02	98.57	100

**Rank Holders**

Sr. No.	Name of the Student	Seat No.	Total Marks	Out of	%	Rank
1	Agrawal Anita Rajendra	2018432	496	600	82.67	FIRST
2	Amin Vijetaa Ravindra	2018441	467	600	77.83	SECOND
3	Chaurasiya Roshani Ramashankar	2018569	467	600	77.83	SECOND
4	Bahera Suchitra Gyanendra	2018461	463	600	77.17	THIRD

*[Signature]*  
 Co-ordinator

*[Signature]*  
 Chief - Coordinator



*[Signature]*  
 Principal



**Rajasthani Sammelan's**  
**GHANSHYAMDAS SARAF COLLEGE OF ARTS & COMMERCE**  
**S.V. Road, Malad West Mumbai 400 064**

**Result Analysis**  
**B.Com. ( Accounting and Finance) Sem VI April 2018**

Sr. No.		April 2018			April 2017
		Female	Male	Total	Total
1	Total number of students	100	40	140	137
2	Total number of students appeared	99	39	138	137
3	Total Number of students passed with "O" Grade	6	zero	6	18
4	Total number of students passed with "A " Grade	39	15	54	61
5	Total number of students passed with "B" Grade	35	6	41	37
6	Total number of students passed with "C" Grade	5	7	12	14
7	Total number of students passed with "D" Grade	2	4	6	01
8	Total number of students passed with "E" Grade	zero	2	2	00
9	Total number of students failed with ATKT	12	5	17	06
10	Total number of students passed without ATKT	87	34	121	130
11	Passing percentage with ATKT	100	100	100	100
12	Passing percentage without ATKT	87.88	87.18	87.68	94.89

\*University Pass Percentage of April 2018

75.38%

**Subject wise Result Analysis**

Sr. No.	Subject	April 2018					April 2017
		Total no. of Students Appeared	Total no. of Students Passed	Total no. of Students Passed (Female)	Total no. of Students Passed (Male)	Passing %	Passing %
1	Financial Accounting - VI	138	138	99	39	100	99.27
2	Cost Accounting - IV	138	137	98	39	99.27	99.27
3	Financial Management - III	138	122	88	34	88.41	97.08
4	Taxation - IV	138	136	98	38	98.55	99.27
5	Financial Accounting - VII	138	136	97	39	98.55	100
6	Economics - III	138	135	97	38	97.83	100


**Rank Holders**

Sr. No.	Name of the Student	Seat No.	Total Marks	Out of	%	Rank
1	Agrawal Anita Rajendra	3253420	518	600	86.33	FIRST
2	Patil Trupti Vilas	3254301	494	600	82.33	SECOND
3	Chaurasiya Roshani Ramashankar	3253556	491	600	81.83	THIRD

Co-ordinator

*[Signature]*  
28/8/18

*[Signature]*  
28/8/18  
Chief Coordinator



*[Signature]*  
Principal  
31/8/18



Rajasthan Sammelan's  
GHANSHYAMDAS SARAF COLLEGE OF ARTS & COMMERCE  
S.V. Road, Malad West Mumbai 400 064

**Result Analysis**  
**B.Com. ( Accounting and Finance) Sem V November 2018**

Sr. No.	Particulars	November 2018			November 2017
		Female	Male	Total	Total
1	Total number of students	96	40	136	140
2	Total number of students Appeared	96	40	136	140
3	Total Number of Students passed with "O" Grade	N.A	N.A	N.A	04
4	Total number of students passed with "A " Grade	N.A	N.A	N.A	57
5	Total number of students passed with "B" Grade	N.A	N.A	N.A	36
6	Total number of students passed with "C" Grade	N.A	N.A	N.A	23
7	Total number of students passed with "D" Grade	N.A	N.A	N.A	07
8	Total number of students failed with ATKT	15	5	20	13
9	Total number of students passed without ATKT	81	35	116	127
10	Passing percentage with ATKT	100	100	100	100
11	Passing percentage without ATKT	84.37	87.5	85.29	90.71

**Subject wise Result Analysis**

Sr. No.	Subject	November 2018				November 2017
		Total no. of Students Appeared	Total no. of Students Passed (Female)	Total no. of Students Passed (Male)	Passing %	Passing %
1	Financial Accounting - V	136	93	40	97.79	97.14
2	Cost Accounting - III	136	95	40	99.26	99.26
3	Financial Management - II	136	85	35	88.23	97.14
4	Taxation - III	136	91	40	96.32	93.57
5	Financial Accounting - VI / Auditing - III	136	94	40	98.53	97.86
6	Management - II	136	94	39	97.79	98.57


**Rank Holders**

Sr. No.	Name of the Student	Seat No.	Total Marks	Out of	%	Rank
1	Shaikh Sara Mustafa	1229718	502	600	83.67	First
2	Varshney Kunal Vishnu	1229909	497	600	82.83	Second
3	Malpani Anuj Sunil	1229367	493	600	82.17	Third

*[Signature]*  
Co-ordinator

*[Signature]*  
Chief - Coordinator

*[Signature]*  
Principal





**Rajasthan Sammelan's**  
**GHANSHYAMDAS SARAF COLLEGE OF ARTS & COMMERCE**  
 S.V. Road, Malad West Mumbai 400 064

**Result Analysis**  
**B.Com. (Accounting and Finance) Sem VI May 2019**

Sr. No.	Particulars	May 2019			April 2018
		Female	Male	Total	Total
1	Total number of students	96	40	136	140
2	Total number of students appeared	96	40	136	138
3	Total Number of students passed with "O" Grade	N.A.	N.A.	N.A.	6
	Total number of students passed with "A+" Grade	N.A.	N.A.	N.A.	N.A.
4	Total number of students passed with "A" Grade	N.A.	N.A.	N.A.	54
5	Total number of students passed with "B+" Grade	N.A.	N.A.	N.A.	N.A.
	Total number of students passed with "B" Grade	N.A.	N.A.	N.A.	41
6	Total number of students passed with "C" Grade	N.A.	N.A.	N.A.	12
7	Total number of students passed with "D" Grade	N.A.	N.A.	N.A.	6
	Total number of students passed with "E" Grade	N.A.	N.A.	N.A.	2
8	Total number of students failed with ATKT	8	2	10	17
9	Total number of students passed without ATKT	88	38	126	121
10	Passing percentage with ATKT	100	100	100	100
11	Passing percentage without ATKT	91.67	95	92.65	87.68

**Subject wise Result Analysis**

Sr. No.	Subject	May 2019						April 2018
		Total no. of Students Appeared	Total no. of Students Passed (Female)	Total no. of Students Passed (Male)	Total no. of Students failed		Passing %	Passing %
					F	M		
1	Financial Accounting - VII	136	95	40	1	0	99.26	98.55
2	Cost Accounting - IV	136	93	40	3	0	97.79	99.27
3	Financial Management - III	136	94	39	2	1	97.79	88.41
4	Taxation - IV	136	93	39	3	1	97.06	98.55
5	Economics - III	136	90	39	6	1	94.85	97.83
6	Project Work/ Financial Accounting - VI	136	96	40	0	0	100	100

**Rank Holders**

Sr. No.	Name of the Student	Seat No.	Total Marks	Out of	%	Rank
1	Pandey Kritika Mithileshkumar	1089501	537	600	89.5	FIRST
2	Gupta Sonu Munnalal	1089168	519	600	86.5	SECOND
3	Varshney Kunal Vishnu	1089908	516	600	86	THIRD

*[Signature]*  
 Co-ordinator

*[Signature]*  
 Chief Coordinator

*[Signature]*  
 Principal



2015  
2016

Nov 201  
Nov 201

Rajasthan Sammelan's  
GHANSHYAMDAS SARAF COLLEGE OF ARTS & COMMERCE  
S.V.Road, Malad (West), Mumbai - 400 064

**Result Analysis**

B.Com. (Banking and Insurance) Sem. V

		Nov.15	Nov.14
1	Total number of students	104	107
2	Total number of students appeared	104	107
3	Total number of students passed with O Grade	1	0
4	Total number of students passed with A Grade	16	14
5	Total number of students passed with B Grade	23	36
6	Total number of students passed with C Grade	15	17
7	Total number of students passed with D Grade	9	3
8	Total number of students passed with E Grade	1	0
9	Total number of students ATKT	39	37
10	Total number of students Failed	0	0
11	Total number of students passed without ATKT	65	70
12	Total number of students passed with ATKT	104	107
13	College Passing percentage with ATKT	100	100
14	College Passing percentage without ATKT	63.1	65.42
15	University Passing percentage		75.22

**Subject wise Result Analysis**


Sr.No	Subject	Total no of students appeared	Total no of Passed	Total no. of Failed	Passing Percentage Nov.15	Passing Percentage Nov.14
	<b>Compulsory</b>					
1	Mktng in Banking & Ins.	104	100	4	96.15	95.32
2	Financial Services Mgmt	104	92	13	88.46	87.85
3	International Banking & Finance	104	82	21	78.85	75.7
4	Financial Reporting & Analysis	104	97	7	93.27	99.06
5	Security Analysis & Portfolio Mg	104	93	11	89.42	96.26
6	Auditing	104	101	2	97.12	98.13
7	Project	104	104	0	100.00	99.06

**Rank holders**

Sr.No	Name of the Students	Seat No.	Total Marks	out off	Percentage	Rank
1	Mishra Swati Suraj	1148693	572	700	81.71	I
2	Arya Archana Rajesh	1148403	501	700	71.57	II
3	Kesur Urvarshi Jitendra	1148620	495	700	70.71	III

*Jain*  
Coordinator

*Sharma*  
Principal





**Result Analysis**  
**B.Com. ( Banking & Insurance) Sem VI April 2016**

Sr. No.	Particulars	Apr-16	May-15
1	Total number of students		
2	Total number of students Appeared	100	106
3	Total Number of Students Pass with "O" Grade	97	105
4	Total number of students Pass with "A" Grade	0	0
5	Total number of students pass with "B" Grade	11	9
6	Total number of students pass with "C" Grade	16	38
7	Total number of students pass with "D" Grade	23	33
8	Total number of students pass with "E" Grade	17	4
9	Total number of students Passed	1	1
10	Total number of students Failed	69/68	88
11	Total number of students not cleared Lower Class	28	17
12	College Passing Percentage	1	0
13	University Passing Percentage	71%	83.80%

**Subject wise Result Analysis**

Sr. No.	Subject	Total no. of Students Appeared	Total no. of Students Passed	Total no. of Students Not Cleared	Passing Percentage 2016	Passing Percentage 2015
1	Strategic Management	97	94	3	97%	95.23%
2	Centrak Banking	97	92	5	94.84%	95.20%
3	International Business	97	92	5	94.84%	93.30%
4	Human Resource Management	97	83	14	85.56%	94.30%
5	Bus. Ethics	97	93	4	96%	100.00%
6	Turnaround Management	97	93	4	95.80%	96.49%
7	Project ( Insurance)	97	94	3	97%	

**Rank Holders**

Sr. No.	Name of Student	Seat No.	Total Marks	Out of	%	Rank
1	Mishra Swati Suraj Indu	1113673	533	700	76.14	Ist
2	Bohra Akansha Ganeshlal Manjula	1113414	496	700	70.85	IInd
3	Goel Divya mahesh Anjana	1113516	481	700	68.71	IIInd

*Signature*  
H/08/16  
Co-ordinator



*Signature*  
Principal



RAJASTHANI SAMMELAN'S  
Ghanshyamdas Saraf College of Arts & Commerce  
S.V. Road, Malad West, Mumbai - 400064

Result Analysis

T.Y. B.Com (Banking & Insurance) Sem - 5, November 2016

SR. NO	PARTICULARS	Oct-16			Oct-15
		MALE	FEMALE	TOTAL	TOTAL
1	Total No. of students	30	103	133	104
2	Total No. of students Appeared	30	102	132	104
3	Total no. of students pass with O Grade	0	0	0	1
4	Total no. of students pass with A Grade	3	11	14	16
5	Total no. of students pass with B Grade	8	25	33	23
6	Total no. of students pass with C Grade	8	25	33	15
7	Total no. of students pass with D Grade	1	8	9	9
8	Total no. of students pass with E Grade	0	0	0	1
9	Total no. of students passed	19	67	88	65
10	Total no. of students with AT&T	10	34	44	104
11	Total no. students failed	10	34	44	0
12	College passing percentage without AT&T	65.61	66.69	66.66	63.10
13	College passing percentage with AT&T	100.00	100.00	100.00	100.00

Subject Wise Result Analysis

Sr. No.	Subjects	Total no. of students appeared	Total no. of students passed	Students Passed (Male)	Students Passed (Female)	Passing Percentage in 2016	Passing Percentage in 2015
1	Marketing in Banking & Insurance	132	124	29	95	93.93	96.15
2	Financial Service Management	132	104	21	83	78.78	88.46
3	International Banking & Finance	132	121	26	95	91.66	78.85
4	Financial Reporting & Analysis	132	115	28	87	87.12	93.27
5	Security Analysis & Portfolio Management	132	126	28	98	95.45	89.42
6	Auditing	132	121	28	93	91.67	97.12
7	Project in Banking	132	131	29	102	99.42	99.42

Rank Holders

Sr. No.	Name of the Student	Seat No.	Total Marks	Out of	%	Grade	Rank
1	Varma Suman Jayprakash Shaktuntala	1293731	543	700	77.57	A	1
2	Pragapati Gaidi Ravindra Mira	1293731		700	76.28	A	2
3	Mansursha Rajan Gorija			700	72.57	A	3

*Jain*  
7/10/16  
Course Coordinator  
(Prof. Urvi Jain)



*S...*  
Principal  
(Dr. Sujata Karmarkar)



RSETs  
Ghanshyamdas Saraf College of Arts & Commerce  
S.V. Road, Malad West, Mumbai - 400064

Result Analysis  
T.Y. B.Com (Banking & Insurance) Sem - 6, April 2017


SR. NO.	PARTICULARS	Apr-17			Apr-16
		MALE	FEMALE	TOTAL	TOTAL
1	Total No. of students	30	102	132	100
2	Total No. of students Appeared	30	102	132	97
3	Total no. of students pass with O Grade	0	0	0	0
4	Total no. of students pass with A Grade	0	6	6	11
5	Total no. of students pass with B Grade	11	21	32	16
6	Total no. of students pass with C Grade	7	28	35	23
7	Total no. of students pass with D Grade	5	19	24	17
8	Total no. of students pass with E Grade	0	1	1	1
9	Total no. of students passed	23	75	98	69
11	Total no. students failed	7	27	34	28
12	College passing percentage without ATKT	76.67	73.53	74.24	71.00
13	College passing percentage with ATKT	100.00	100.00	100.00	100.00
14	Total no. of students not cleared Lower Class	2	5	7	1

**Subject Wise Result Analysis**

Sr. No.	Subjects	Total no. of students appeared	Total no. of students passed	Students Passed (Male)	Students Passed (Female)	Passing Percentage in 2017	Passing Percentage in 2016
1	Strategic Management (Banking & Insurance)	132	121	29	92	91.67	97.00
2	Central Banking	132	117	28	89	88.64	94.84
3	International Business (Banking & Insurance)	132	123	30	93	93.18	94.84
4	Human Resource Management in Banking & Insurance	132	128	29	99	96.97	85.56
5	Business Ethics & Corporate Governance	132	125	29	96	94.70	96.00
6	Turnaround Management	132	118	27	91	89.39	95.80
7	Project on Insurance	132	130	30	100	98.48	97.00

**Rank Holders**

Sr. No.	Name of the Student	Seat No.	Total Marks	Out of	%	Grade	Rank
1	Verma Suman Jayprakash Shakuntala	6328549	499	700	71.29	A	1
2	Punetha Tamanna Jagdish Chandra Ganga	6328316	492	700	70.29	A	2
3	Maneesha Rajan Girija	6327808	486	700	69.43	A	3
4	Chhaya Pravinkumar Shashikala	6327991	486	700	69.43	A	3





**Sem V**  
**Nov 2017**

**RAJASTHANI SAMMELAN'S**  
**Ghanshyamdas Saraf College of Arts & Commerce**  
**S.V. Road, Malad West, Mumbai - 400064**

**Result Analysis**  
**T.Y. B.Com (Banking & Insurance) Sem - 5, November 2017**

Sr. No.	Particulars	Nov-17			Nov-16
		Male	Female	Total	Total
1	Total No. of students	28	102	130	133
2	Total No. of students Appeared	28	101	129	132
3	Total no. of students pass with O Grade	0	1	1	0
4	Total no. of students pass with A Grade	2	19	21	14
5	Total no. of students pass with B Grade	7	26	33	33
6	Total no. of students pass with C Grade	7	26	33	33
7	Total no. of students pass with D Grade	4	5	9	9
8	Total no. of students pass with E Grade	1	0	1	0
9	Total no. of students passed	21	77	98	88
10	Total no. of students with ATKT	7	24	31	44
11	Total no. students failed	-	-	-	44
12	College passing percentage without ATKT	75.00	76.24	75.97	66.66
13	College passing percentage with ATKT	1.00	1.00	1.00	100.00

**Subject Wise Result Analysis**

Sr. No.	Subjects	Total no. of students appeared	Total no. of students passed	Students Passed (Male)	Students Passed (Female)	Passing Percentage in 2017	Passing Percentage in 2016
1	Marketing in Banking & Insurance	129	125	26	99	96.90	93.93
2	Financial Service Management	129	118	26	92	91.47	78.78
3	International Banking & Finance	129	118	26	92	91.47	91.66
4	Financial Reporting & Analysis	129	119	27	92	92.25	87.12
5	Security Analysis & Portfolio Management	129	125	28	97	96.90	95.45
6	Auditing	129	117	25	92	90.70	91.67
7	Project in Banking	125	125	28	101	100.00	100.00


**Rank Holders**

Sr. No.	Name of the Student	Seat No.	Total Marks	Out of	%	Grade	Rank
1	Joshi Nikita Lalit	2008907	588	700	84.00	O	I
2	Ingle Sanskriti Shreya	2008859	538	700	76.86	A	II
3	Meena Aarti	2009023	536	700	76.57	A	III
4	Saini Kamakshi Sejan Kumar	2009253	536	700	76.57	A	III

*[Signature]*  
Course Coordinator  
Prof. U. Jain

*[Signature]*  
Chief Co-ordinator  
Dr. Lipi Mukherjee

*[Signature]*  
Principal  
Prof. Bhavana Verma





Rajasthani Sammelan Education Trust  
GHANSHYAMDAS SARAF COLLEGE OF ARTS & COMMERCE  
S.V. Road, Malad West, Mumbai - 400064

**RESULT ANALYSIS**  
**T.Y. B.Com (Banking & Insurance) Sem - VI, MARCH 2018**

SR. NO.	PARTICULARS	Mar-18			Apr-17
		MALE	FEMALE	TOTAL	TOTAL
1	Total No. of students				
2	Total No. of students Appeared	28	102	130	132
3	Total no. of students pass with O Grade	28	99	127	132
4	Total no. of students pass with A Grade	0	2	2	0
5	Total no. of students pass with B Grade	2	18	20	6
6	Total no. of students pass with C Grade	5	30	35	32
7	Total no. of students pass with D Grade	10	20	30	35
8	Total no. of students pass with E Grade	7	19	26	24
9	Total no. of students passed	0	1	1	1
10	Total no. students failed	24	90	114	98
11	College passing percentage	4	9	13	34
12	University passing percentage	85.71	90.91	89.76	74.24
		-	-	-	-

**Subject Wise Result Analysis**

Sr. No.	Subjects	Total no. of students appeared	Total no. of students passed			Total no. of students not cleared		Passing Percentage In 2018	Passing Percentage in 2017
			TOTAL	MALE	FEMAL	MALE	FEMAL		
1	Strategic Management (Banking & Insurance)	127	121	27	94	1	5	95.28	91.67
2	Central Banking	127	124	27	97	1	2	97.64	88.64
3	International Business (Banking & Insurance)	127	124	27	97	1	2	97.64	93.18
4	Human Resource Management in Banking & Insurance	127	119	25	94	3	5	93.70	96.97
5	Business Ethics & Corporate Governance	127	124	25	99	3	0	97.64	94.70
6	Turnaround Management	127	123	26	97	2	2	96.85	89.39
7	Project on Insurance	124	124	28	96	0	0	100.00	98.48


**Rank Holders**

Sr. No.	Name of the Student	Seat No.	Total Marks	Out of	%	Rank
1	Saini Kamakshi Sajjan Kumar	3188165	559	700	79.86	I
2	Meena Arti Ramchandra	3187950	552	700	78.86	II
3	Ingle Sanskruti Shravan	3187797	531	700	75.86	III

PROF. DR. VI JAIN  
(BCBI COORDINATOR)

DR. LIPI MUKHERJEE  
(CHIEF COORDINATOR)

PROF. BHAVANA VAIDYA  
(VC PRINCIPAL)





Rajasthan Sammelan Education Trust  
GHANSHYAMDAS SARAF COLLEGE OF ARTS & COMMERCE  
S.V. Road, Malad West, Mumbai - 400064

**RESULT ANALYSIS**  
**I.Y. B.Com (Banking & Insurance) Sem - V, November 2018**

SR. NO.	PARTICULARS	Nov-18			Nov-17
		MALE	FEMALE	TOTAL	TOTAL
1	Total No. of students	95	26	121	133
2	Total No. of students Appeared	95	26	121	132
3	Total no. of students pass with O Grade	0	0	0	0
4	Total no. of students pass with A+ Grade	8	0	8	0
5	Total no. of students pass with A Grade	26	4	30	14
6	Total no. of students pass with B+ Grade	27	2	29	0
7	Total no. of students pass with B Grade	14	5	19	33
8	Total no. of students pass with C Grade	11	14	25	33
9	Total no. of students pass with D Grade	8	6	14	9
10	Total no. of students pass with E Grade	1	0	1	0
11	Total no. of students passed	84	19	101	88
12	Total no. of students with ATKT	2	7	9	44
13	Total no. students failed	11	9	20	44
14	College passing percentage without ATKT	88.42	73.08	83.47	66.66
15	College passing percentage with ATKT	11.58	34.62	16.53	100.00

**Subject Wise Result Analysis**

Sr. No.	Subjects	Total no. of students appeared	Total no. of students passed		Total no. of students not cleared		Passing Percentage in 2018	Passing Percentage in 2017
			TOTAL	MALE	MALE	FEMALE		
1	International Banking Finance	121	114	21	4	3	94.21	91%
2	Research Methodology	121	115	23	2	4	95.04	NEW SUBJECT
3	Financial Report Analysis	96	82	16	7	7	85.42	92.25%
4	Auditing - I	121	121	25	0	0	100.00	91.67%
5	Strategic Management	121	117	22	3	1	96.69	NEW SUBJECT
6	Financial Services Management	121	120	24	1	0	99.17	91.67%
7	Business Ethics	25	25	2	0	0	100.00	NEW SUBJECT

**Rank Holders**

Sr. No.	Name of the Student	Seat No.	Total Marks	Out of	%	Grade	Rank
1	Shukawat Priyanka Surendra Laxmi	1250506	445	700	63.57	A+	I
2	Dahi Prati Virek Vaishali	1250620	442	700	63.14	A+	II
3	Gangani Neha Atul Prachi	1250302	439	700	62.71	A+	III

*Jain*  
24/04/19  
PROF. JYOTI JAIN  
(BCBI COORDINATOR)

*delukhjee*  
DR. LIPU MUKHERJEE  
(CHIEF COORDINATOR)

*Jayant Apte*  
PRINCIPAL

Rajasthan Sammelan Education Trust  
Ghanshyamdas Saraf College  
Of Arts & Commerce



**Rajasthan Sammelan Education Trust**  
**GHANSHYAMDAS SARAF COLLEGE OF ARTS & COMMERCE**  
 S.V. Road, Malad West, Mumbai - 400064

**RESULT ANALYSIS**  
T.Y. B.Com (Banking & Insurance) Sem - VI, April 2019

SR. NO.	PARTICULARS	Apr-19	Apr-18
		TOTAL	TOTAL
1	Total No. of students		
2	Total No. of students Appeared		130
3	Total no. of students pass with O Grade		127
4	Total no. of students pass with A+ Grade	NA	2
5	Total no. of students pass with A Grade	NA	0
6	Total no. of students pass with B+ Grade	NA	20
7	Total no. of students pass with B Grade	NA	0
8	Total no. of students pass with C Grade	NA	35
9	Total no. of students pass with D Grade	NA	30
10	Total no. of students pass with E Grade	NA	26
11	Total no. of students passed	NA	1
12	Total no. of students with ATKT	NA	114
13	Total no. students failed	NA	13
14	College passing percentage without ATKT	NA	13
15	College passing percentage with ATKT	94.73	89.76
		100.00	100.00

**Subject Wise Result Analysis**

Sr. No.	Subjects	Total no. of students appeared	Total no. of students passed			Total no. of students not cleared		Passing Percentage in 2019	Passing Percentage in 2018
			TOTAL	MALE	FEMALE	MALE	FEMALE		
1	Central Banking	114	114	22	92	0	0	100.00	97%
2	Security Analysis & Portfolio Management	90	91	28	70	0	1	98.96	New Sub
2	International Business	24	23	1	22	0	1	95.83	97.64%
3	Auditing - II	114	113	22	92	1	0	99.12	New Sub
4	Human Resource Management	114	112	22	90	0	2	98.25	93.70
5	Marketing in Banking & Insurance	114	113	22	91	0	1	99.12	New Sub
6	Project	114	113	22	92	1	0	99.12	100.00

**Rank Holders**

Sr. No.	Name of the Student	Seat No.	Total Marks	Out of	%	Grade	Rank
1	Shaktawat Priyanka Surendra Laxmi	1132585	491	600	81.83	O	I
2	Das Dikshika Pradeepkumar	1132524	474	600	79.00	A+	II
3	Sayyad Saba Abdul Majid	1132978	472	600	78.67	A+	III

*Jain*  
14/02/19  
**PROF. URVI JAIN**  
 (BCBI COORDINATOR)

*Mukherjee*  
**DR. LIPI MUKHERJEE**  
 (CHIEF COORDINATOR)

*Jayant*  
**Dr. Jayant Apte**  
 (IPRINCIPAL)

**Note:** The above result analysis contains result of only 114 students. 120 students appeared for April, 2019 examination, 6 students result is not declared as their case is grade point conversion from 10 points to 7 points





Rajasthani Sammelan's  
GHANSHYAMDAS SARAF COLLEGE OF ARTS & COMMERCE  
S.V.Road, Malad (West), Mumbai - 400 064

**Result Analysis**

B.Com. (Financial Market) Sem. V

		Nov.14	Nov.15
1	Total number of students	37	45
2	Total number of students appeared	37	45
3	Total number of students passed with O Grade	1	0
4	Total number of students passed with A Grade	7	10
5	Total number of students passed with B Grade	11	10
6	Total number of students passed with C Grade	5	5
7	Total number of students passed with D Grade	4	4
8	Total number of students ATKT	9	16
9	Total number of students Failed		
10	Total number of students passed with out ATKT	28	29
11	Total number of students passed with ATKT	37	45
12	College Passing percentage with ATKT		100
13	College Passing percentage without ATKT	75.67	64.44
14	University Passing percentage	83.73	

**Subject wise Result Analysis**

Sr.No.	Subject	Total no.of students appeared	Total no.of Passed	Total no.of Failed	Passing Percentage Nov.15	Passing Percentage Nov.14
	<b><u>Compulsory</u></b>					
1	Global Capital Markets	45	39	6	86.67	91.89
2	Regulation of Securities Markets	45	39	6	86.67	97.29
3	Insurance (Fund) Management	45	41	4	91.11	97.29
4	Derivative Markets	45	43	2	95.56	97.29
5	Foreign Exchange Markets	45	40	5	88.89	89.19
6	Portfolio Management	45	43	2	95.56	94.59
7	Project - I	45	44	1	97.78	100

**Rank holders**

Sr.No.	Name of the Students	Seat No.	Total Marks	out off	Percentage	Rank
1	Harpalani Nisha Ashok	1157809	525	700	75.00	I
2	Shaikh Rukhsar Rauf	1157954	518	700	74.00	II
3	Bhoir Yankita Kesari	1157781	515	700	73.57	III

*P. Shoudhari*

Co-ordinator

*Sham*  
Principal





Rajasthani Sammelan's  
GHANSHYAMDAS SARAF COLLEGE OF ARTS & COMMERCE  
S.V. Road, Malad West Mumbai 400 064

### Result Analysis

B.Com. ( Financial Markets) Sem VI April 2016

Sr. No.	Particulars	Apr. 16	May-15
1	Total number of students	45	37
2	Total number of students Appeared	45	37
3	Total Number of Students Pass with "O" Grade	3	0
4	Total number of students Pass with "A" Grade	12	5
5	Total number of students pass with "B" Grade	10	9
6	Total number of students pass with "C" Grade	7	13
7	Total number of students pass with "D" Grade	4	3
8	Total number of students pass with "E" Grade	0	1
9	Total number of students Passed	35	31
10	Total number of students Failed	9	6
11	Total number of students not cleared Lower Class	0	1
12	College Passing Percentage	80%	83.78%
13	University Passing Percentage		

### Subject wise Result Analysis

Sr. No.	Subject	Total no. of Students Appeared	Total no. of Students Passed	Total no. of Students Not Cleared	Passing Percentage 2016	Passing Percentage 2015
1	Risk Management	45	45	0	100%	100%
2	Corporate governance	45	40	5	88.89%	97.30%
3	Computer Appl. In Fin. Services	45	40	5	88.89%	100%
4	Marketing of Financial Services	45	42	3	93.33%	86.49%
5	Mutual Fund mangement	45	45	0	100%	91.89%
6	CRM in Financial Services	45	44	1	97.77%	94.59%
7	Project	45	45	0	100%	100%

### Rank Holders

Sr. No.	Name of Student	Seat No.	Total Marks	Out of	%	Rank
1	Shaikh Rukhsar Rauf	1120958	561	700	80.14	1
2	Syed Arzoo Manzar	1120986	545	700	77.86	2
3	Harpalani Nisha Ashok	1120815	540	700	77.14	3

*Bhoadhari*  
Co-Ordinator

*Sh...*  
Principal





Rajasthan Sammelan's  
GHANSHYAMDAS SARAF COLLEGE OF ARTS & COMMERCE  
S.V. Road, Malad West Mumbai 400 064

### Result Analysis

**T.Y. B.Com. ( Financial Markets) Sem V November 2016**

Sr. No.	Particulars	Nov-16			Nov-15
		Male	Female	Total	Total
1	Total number of students	37	20	57	45
2	Total No. of students Appeared	37	20	57	45
3	Total No. of Students Pass with "D" Grade	1	1	2	0
4	Total No. of students Pass with "A" Grade	6	6	12	10
5	Total No. of students pass with "B" Grade	8	5	13	10
6	Total No. of students pass with "C" Grade	11	5	16	5
7	Total No. of students pass with "D" Grade	3	1	4	4
8	Total No. of students pass with "E" Grade	0	0	0	0
9	Total No. of students Passed	29	18	47	29
10	Total No. of students with ATKT	8	2	10	16
11	Total students Failed	-	-	-	-
12	College Passing Percentage without ATKT	78.38%	90.00%	82.46%	64.44%
13	College Passing Percentage with ATKT	100	100	100	100

### Subject wise Result Analysis

Sr. No.	Subject	Total no. of Students Appeared	Total no. of male students passed	Total no. of female students passed	Total no. of Students Passed	Passing Percentage 2016	Passing Percentage 2015
1	Global Capital Market	57	35	18	53	93.00%	86.67%
2	Regulations in Securities Market	57	30	19	49	86.00%	86.67%
3	Insurance (Fund) Management	57	33	20	53	93.00%	91.11%
4	Derivatives Markets	57	36	20	56	98.00%	95.56%
5	Foreign Exchange Market	57	35	20	55	96.50%	88.89%
6	Portfolio Management	57	34	20	54	95.00%	95.56%
7	Project - I	57	37	20	57	100.00%	97.78%

### Rank Holders

Sr. No.	Name of Student	Seat No.	Obtained	Total	%	Rank
1	DEKHANE SANAND MUKUL MITALI	1301704	577	700	82.43%	1
2	SHAIKH RUMANA NAZIR AHMED FARHA	1301901	542	700	77.43%	2
3	AGRAWAL TEJAS GOPINATH SADHANA	1301665	518	700	74.00%	3

(P) Shoudhavi  
Co-Ordinator

Sh...  
Principal



Rajasthani Sammelan's  
GHANSHYAMDAS SARAF COLLEGE OF ARTS & COMMERCE  
S.V. Road, Malad West Mumbai 400 064

### Result Analysis

**B. Com (Financial Markets) Sem VI April 2017**

Sr. No.	Particulars	Male	Female	Apr. 2017	Apr. 2016
1	Total number of students	37	20	57	45
2	Total number of students Appeared	36	20	56	45
3	Total Number of Students Pass with "O" Grade	-	-	-	3
4	Total number of students Pass with "A" Grade	4	5	9	12
5	Total number of students pass with "B" Grade	8	7	15	10
6	Total number of students pass with "C" Grade	9	2	11	7
7	Total number of students pass with "D" Grade	3	3	6	4
8	Total number of students pass with "E" Grade	1	-	1	-
9	Total number of students Passed	25	17	42	36
10	Total number of students Failed	11	3	14	9
11	Total number of students not cleared Lower Class	5	2	7	-
12	College Passing Percentage	69.44%	85.00%	75.00%	80.00%
13	University Passing Percentage	-	-	-	-

### Subject wise Result Analysis

Sr. No.	Subject	Total no. of Students Appeared	Total no. of Students Passed		Total no. of Students Not Cleared		Passing % 2017	Passing % 2016
			Male	Female	Male	Female		
1	Risk Management	56	34	20	2	-	96.43	100
2	Corporate Governance	56	27	17	9	3	78.57	88.89
3	Computer Application in Financial Services	55	34	19	2	-	96.36	88.89
4	Marketing of Financial Services	56	33	19	3	1	92.86	93.33
5	Mutual Fund Management	56	34	19	2	1	94.64	100
6	CRM in Financial Services	56	31	19	5	1	89.29	97.77
7	Project 2	55	36	19	-	-	100	100

### Rank Holders

Sr. No.	Name of Student	Seat No.	Total Marks	Out of	%	Rank
1	Jiwani Pinal Samsuddin	6344946	508	700	72.57	I
2	Shaikh Rumana Nazir Ahmed	6345082	506	700	72.29	II
3	Dekhane Sanand Mukul	6344884	500	700	71.43	III

*P. Shoukhrari*  
Co-ordinator

*Shubhkeyee*  
Chief Coordinator





Rajasthan Sammelan's  
GHANSHYAMDAS SARAF COLLEGE OF ARTS & COMMERCE  
S.V. Road, Malad West Mumbai 400 064

## Result Analysis

T.Y. B.Com. ( Financial Markets) Sem V November 2017

Sr. No.	Particulars	Nov-17			Nov-16
		Male	Female	Total	Total
1	Total number of students	28	27	55	57
2	Total No. of students Appeared	28	27	55	57
3	Total No. of Students Pass with "O" Grade	-	-	-	2
4	Total No. of students Pass with "A+" Grade	-	-	-	-
5	Total No. of students Pass with "A" Grade	3	3	6	12
6	Total No. of students pass with "B+" Grade	-	-	-	-
7	Total No. of students pass with "B" Grade	6	7	13	13
8	Total No. of students pass with "C" Grade	5	2	7	16
9	Total No. of students pass with "D" Grade	4	3	7	4
10	Total No. of students Passed	18	15	33	47
11	Total No. of students with ATKT	—	—	—	—
12	Total students Failed	10	12	22	10
13	College Passing Percentage without ATKT	64.29%	55.56%	60.00%	82.46%
14	College Passing Percentage with ATKT	—	—	—	—

### Subject wise Result Analysis

Sr. No.	Subject	Total no. of Students Appeared	Total No. of Students Passed		Total No. of Students not Cleared		Passing Percentage 2017	Passing Percentage 2016
			Male	Female	Male	Female		
1	Marketing in financial Services	55	24	27	4	0	92.73%	New
2	Technical Analysis	55	25	27	3	0	94.55%	New
3	Financial Derivatives	55	26	27	2	0	96.36%	98.00%
4	Organizational Behaviour	55	25	27	3	0	94.55%	New
5	Corporate Accounting	55	19	15	9	12	61.82%	New
6	Project - I	53	26	27	0	0	100%	100%

### Rank Holders

Sr. No.	Name of Student	Seat No.	Obtained Marks	Total Marks	%	Rank
1	Dugar Ayush Ganesh Hemlata	2001349	433	600	72.17%	I
2	Solanki Saurabh Takhatraj Pushpa	2001602	432	600	72.00%	II
3	Lakhara Sweta Roshanlal Jagruti	2001433	423	600	70.50%	III

Co-Ordinator

*(Pshoudhari)*

Chief Co-Ordinator

*(Signature)*

Principal

*(Signature)*





Rajasthani Sammelan's  
GHANSHYAMDAS SARAF COLLEGE OF ARTS & COMMERCE  
S.V. Road, Malad West Mumbai 400 064

## Result Analysis

T.Y. B.Com. ( Financial Markets) Sem VI April -2018

Sr. No.	Particulars	Apr-18			Apr-17
		Male	Female	Total	Total
1	Total number of students	23	27	50	57
2	Total No. of students Appeared	23	27	50	56
3	Total No. of Students Pass with "O" Grade	Nil	Nil	Nil	Nil
4	Total No. of students Pass with "A" Grade	6	4	10	9
5	Total No. of students pass with "B" Grade	3	11	14	15
6	Total No. of students pass with "C" Grade	3	3	6	11
7	Total No. of students pass with "D" Grade	6	6	12	6
8	Total No. of students pass with "E" Grade	1	Nil	1	1
9	Total No. of students Passed	19	24	43	42
10	Total students Failed	4	3	7	14
11	College Passing Percentage without ATKT	82.61%	88.89%	86.00%	75.00%

### Subject wise Result Analysis

Sr. No.	Subject	Total no. of Students Appeared	Total No. of Students Passed		Total No. of Students not Cleared		Passing Percentage 2018	Passing Percentage 2017
			Male	Female	Male	Female		
1	Venture Capital & Private Equity	50	20	25	3	2	90.00%	New
2	Mutual Fund Management	50	23	27	Nil	Nil	100.00%	94.6%
3	Risk Management	50	22	27	1	Nil	98.00%	96.4%
4	Strategic Corporate Finance	50	20	27	3	Nil	94.00%	New
5	Corporate Restructuring	50	21	26	2	1	94.00%	New
6	Project - II	49	22	27	Nil	Nil	98%	100%

### Rank Holders

Sr. No.	Name of Student	Seat No.	Obtained Marks	Total Marks	%	Rank
1	Solanki Saurabh Takhatraj	3241639	447	600	74.50%	I
2	Shah Hiloni Sandeep	3241578	435	600	72.50%	II
3	Sayyed Minhal Ajnum Saher	3241574	433	600	72.17%	III

*P. V. Anand*  
Prepared By

*P. Shoukari*  
19/7/2018  
Co-Ordinator

*Devi*  
23/7/18  
Chief Co-Ordinator

*B. K. / 25/7/18*  
Principal



Rajasthani Sammelan's  
GHANSHYAMDAS SARAF COLLEGE OF ARTS & COMMERCE  
S.V. Road, Malad West Mumbai 400 064

## Result Analysis

T.Y. B.Com. ( Financial Markets) Sem V November 2018

Sr. No.	Particulars	Nov-18			Nov-17
		Male	Female	Total	Total
1	Total number of students	41	20	61	55
2	Total No. of students Appeared	40	20	60	55
3	Total No. of Students Pass with "O" Grade	-	-	-	-
4	Total No. of students Pass with "A+" Grade	-	-	-	-
5	Total No. of students Pass with "A" Grade	2	5	7	6
6	Total No. of students pass with "B+" Grade	7	5	12	-
7	Total No. of students pass with "B" Grade	7	6	13	13
8	Total No. of students pass with "C" Grade	15	2	17	7
9	Total No. of students pass with "D" Grade	3	1	4	7
10	Total No. of students Passed	34	19	53	33
11	Total No. of students with ATKT	-	-	-	-
12	Total students Failed	6	1	7	22
13	College Passing Percentage without ATKT	85%	95%	88.33%	60%
14	College Passing Percentage with ATKT	-	-	-	-

### Subject wise Result Analysis

Sr. No.	Subject	Total no. of Students Appeared	Total No. of Students Passed		Total No. of Students not Cleared		Passing Percentage 2018	Passing Percentage 2017
			Male	Female	Male	Female		
1	Financial Derivatives	60	39	20	1	-	98.33%	96.36%
2	Business Ethics & Corp. Governance	60	39	20	1	-	98.33%	New
3	Marketing in financial Services	60	38	20	2	-	96.67%	92.73%
4	Technical Analysis	60	39	20	1	-	98.33%	94.55%
5	Equity Research	60	39	20	1	-	98.33%	New
6	Direct Tax - Income Tax	60	35	19	5	1	90%	New

### Rank Holders

Sr. No.	Name of Student	Seat No.	Obtained Marks	Total Marks	%	Rank
1	Goenka Harsh Shyamsunder	1221178	432	600	72.00%	I
2	Rawat Aarti Premsingh	1221203	425	600	70.83%	II
3	Mourya Prachi Shyamsunder	1221192	411	600	68.50%	III

*(S) Shandhari*

Co-Ordinator

*Shukhejee*

Chief Co-Ordinator

*Jayant*

Principal



## Result Analysis

T.Y. B.Com. ( Financial Markets) Sem VI April 19

Sr. No.	Particulars	Apr-19 Total	Apr-18 Total
1	Total number of students	59	50
2	Total No. of students Appeared	59	50
3	Total No. of Students Pass with "O" Grade	NA	NIL
4	Total No. of students Pass with "A+" Grade	NA	NA
5	Total No. of students Pass with "A" Grade	NA	10
6	Total No. of students pass with "B+" Grade	NA	NA
7	Total No. of students pass with "B" Grade	NA	14
8	Total No. of students pass with "C" Grade	NA	6
9	Total No. of students pass with "D" Grade	NA	12
10	Total No. of students pass with "E" Grade	NA	1
11	Total No. of students Passed	53	43
12	Total No. of students with ATKT	6	7
13	Total students Failed	NIL	NIL
14	College Passing Percentage without ATKT	89.83%	86%
15	College Passing Percentage with ATKT	100%	100%

### Subject wise Result Analysis

Sr. No.	Subject	Total no. of Students Appeared	Total No. of Students Passed		Total No. of Students not Cleared		Passing Percentage 2019	Passing Percentage 2018
			Male	Female	Male	Female		
1	Risk Management	59	40	18	1	NIL	98.31%	98%
2	Venture Capital & Private Equity	59	40	18	1	NIL	98.31%	90%
3	Mutual Fund Management	59	40	18	1	NIL	98.31%	100%
4	Indirect Tax - GST	59	40	18	1	NIL	98.31%	NEW
5	Corporate Restructuring	59	38	18	3	NIL	94.92%	94%
6	Project - II	59	41	18	NIL	NIL	100%	98%

### Rank Holders

Sr. No.	Name of Student	Seat No.	Obtained Marks	Total Marks	%	Rank
1	Rawat Aarti Premsingh	1126308	467	600	77.83%	I
2	Goenka Harsh Shyamsunder	1126261	465	600	77.50%	II
3	Mourya Prachi Shyamsunder	1126289	433	600	72.17%	III

*(Signature)*  
Co-Ordinator

*(Signature)*  
Chief Co-Ordinator

*(Signature)*  
Principal

Note: 2 Students result is not declared by University so Number of Students appeared are 59  
But total Students are 61





Rajasthan Sammelan's  
GHANSHYAMDAS SARAF COLLEGE OF ARTS & COMMERCE  
S.V.Road, Malad (West), Mumbai - 400 064

**Result Analysis**

B.Sc. (Information Technology) Sem. V

		Nov.15	Nov.14
1	Total number of students	51	44
2	Total number of students appeared	51	44
3	Total number of students passed with O Grade	1	0
4	Total number of students passed with A Grade	9	6
5	Total number of students passed with B Grade	7	9
6	Total number of students passed with C Grade	1	4
7	Total number of students passed with D Grade	3	1
8	Total number of students ATKT	28	24
9	Total number of students Failed	2	0
10	Total number of students passed with out ATKT	21	20
11	Total number of students passed with ATKT	49	44
12	College Passing percentage with ATKT	96.07	100
13	College Passing percentage without ATKT	41.17	45.45
14	University Passing percentage	45.41	50.3

**Subject wise Result Analysis**

Sr.No	Subject	Total no.of students appeared	Total no.of Passed	Total no.of Failed	Passing Percentage Nov.15	Passing Percentage Nov.14
	<b>Compulsory</b>					
1	Network Security	51	43	8	84.31	86.36
2	Asp. Net with C #	51	36	15	70.58	63.63
3	Software Testing	51	39	12	76.47	75
4	Advance Java	51	28	23	54.9	72.72
5	Linux Administration	51	39	12	76.47	77.27

**Rank holders**

Sr.No	Name of the Students	Seat No.	Total Marks	out off	Percentage	Rank
1	SONI KHUSHBU NITESH	1261781	565	750	75.33	I
2	VYAS KONARK SATYANARAYAN	1261868	536	750	71.46	II
3	VISHWAKARMA CHANDA SHYAMLAL	1261857	529	750	70.53	III

*Sushil K. Jee*  
Co-ordinator

*[Signature]*  
Principal





### Result Analysis

**B.Sc. ( Information Technology) Sem VI April 2016**

Sr. No.	Particulars	Apr. 16	May-15
1	Total number of students	52	44
2	Total number of students Appeared	52	44
3	Total Number of Students Pass with "O" Grade	4	0
4	Total number of students Pass with "A" Grade	21	8
5	Total number of students pass with "B" Grade	8	8
6	Total number of students pass with "C" Grade	1	4
7	Total number of students pass with "D" Grade	1	0
8	Total number of students pass with "E" Grade	0	0
9	Total number of students Passed	35	25
10	Total number of students Failed	17	19
11	Total number of students not cleared Lower Class	2	5
12	College Passing Percentage	67%	56.81%
13	University Passing Percentage	57.15%	54.75%

### Subject wise Result Analysis

Sr. No.	Subject	Total no. of Students Appeared	Total no. of Students Passed	Total no. of Students Not Cleared	Passing Percentage 2016	Passing Percentage 2015
1	Internet Technology	52	41	11	79%	93%
2	Project Management	52	44	8	84.61%	68.18%
3	Data Warehousing	52	47	5	90.38%	82%
4	IPR and Cyber Law	52	44	8	84.61%	93.18%
5	Project and Viva Voce	52	52	0	100%	97.00%

### Rank Holders

Sr. No.	Name of Student	Seat No.	Total Marks	Out of	%	Rank
1	Kotian Vitesh	1056621	627	800	78.37	1
2	Vishwakarma Chanda	1056876	602	800	75.25	2
3	Vyas Konark	1056883	599	80	74.87	3

*Aug 4/16*  
Co-Ordinator

*Sh...*  
Principal





Rajasthan Sammelan's  
GHANSHYAMDAS SARAF COLLEGE OF ARTS & COMMERCE  
S.V. Road, Malad West Mumbai 400 064

**Result Analysis**  
**B.Sc (Information Technology) Sem V Nov 2016**

Sr. No.		M	F	Nov. 16	Nov. 15
1	Total number of students	31	17	48	51
2	Total number of students Appeared	31	17	48	51
3	Total Number of Students Pass with "O" Grade	0	1	1	1
4	Total number of students Pass with "A" Grade	2	6	8	9
5	Total number of students pass with "B" Grade	8	-	8	7
6	Total number of students pass with "C" Grade	3	2	5	1
7	Total number of students pass with "D" Grade	2	-	2	3
8	Total number of students Failed	16	7	23	30
9	Total number of students Passed	15	9	24	21
10	Total number of students in RLE	-	-	-	-
11	College Passing Percentage	48.38	52.94	50	41.17
12	University Passing Percentage			42.56	45.41

**Subject wise Result Analysis**

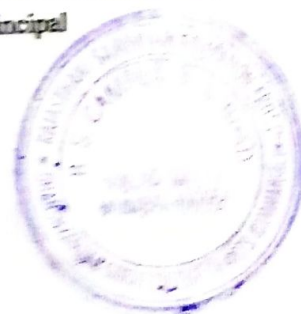
Sr. No.	Subject	Total no. of Students	Total no. of Students Passed		Total no. of Students Not Cleared		Passing % 2016	Passing % 2015
			Male	Female	Male	Female		
	<b>Compulsory</b>							
1	Network Security	48	22	13	9	4	72.91	84.31
2	ASP.NET with C#	48	28	14	3	3	87.5	70.58
3	Software Testing	48	25	15	6	2	83.33	76.47
4	Advanced Java	48	28	16	3	1	91.66	54.9
5	Linux Administration	48	26	14	5	3	83.33	76.47

**Rank Holders**

Sr. No.	Name of Student	Seat No.	Total Marks	Out of	%	Rank
1	Gavankar Hiral Prashant	1340204	546	750	72.8	I
2	Pandey Anil Ashok Kumar	1340234	534	750	71.2	II
3	Pal Radha Ramchandra	1340204	528	750	70.4	III

Co-ordinator

Principal





Rajasthani Sammelan's  
GHANSHYAMDAS SARAF COLLEGE OF ARTS & COMMERCE  
S.V. Road, Malad West Mumbai 400 064

## Result Analysis

**B.Sc (Information Technology) Sem VI April 2017**

Sr. No.		M	F	Apr. 17	Apr. 16
1	Total number of students	36	17	53	52
2	Total number of students Appeared	36	17	53	52
3	Total Number of Students Pass with "O" Grade	-	-	-	4
4	Total number of students Pass with "A" Grade	3	4	7	21
5	Total number of students pass with "B" Grade	14	6	20	8
6	Total number of students pass with "C" Grade	5	2	7	1
7	Total number of students pass with "D" Grade	3	-	3	1
8	Total number of students pass with "E" Grade	0	0	0	0
9	Total number of students Failed	11	4	15	17
10	Total number of students Passed	25	12	37	35
11	Total number of students in RLE	2	0	2	2
12	College Passing Percentage	69.44	70.58	69.81	67
13	University Passing Percentage	-	-	-	57.15

## Subject wise Result Analysis

Sr. No.	Subject	Total no. of Students Appeared	Total no. of Students Passed		Total no. of Students Not Cleared		Passing % 2017	Passing % 2016
			Male	Female	Male	Female		
	<b>Compulsory</b>							
1	Internet Tecnology	53	31	16	5	0	90.38	79
2	Project Management	53	30	14	6	2	84.61	84.61
3	Data Warehousing	53	33	16	3	0	94.23	90.38
4	IPR and Cyber Law	53	32	14	4	2	88.46	84.61
5	Priect and Viva Voce	53	37	16	0	0	100	100

## Rank Holders

Sr. No.	Name of Student	Seat No.	Total Marks	Out of	%	Rank
1	Simran Ahuwalia	4025390	566	800	70.75	I
2	Hinal Gaonkar	4025487	554	800	69.25	II
3	Juned Khan	4025571	538	800	67.25	III

*2019*  
Co-ordinator

*Shirley*  
Chief Coordinator

*Shirley*  
Principal





Rajasthani Sammelan's  
GHANSHYAMDAS SARAF COLLEGE OF ARTS & COMMERCE  
S.V. Road, Malad West Mumbai 400 064

## Result Analysis

### B.Sc (Information Technology) Sem V November 2017

Sr. No.		M	F	Nov.17	Nov.16
1	Total number of students	43	11	54	48
2	Total number of students Appeared	43	11	54	48
3	Total Number of Students Pass with "O" Grade	1	0	1	1
4	Total number of students Pass with "A" Grade	11	6	17	8
5	Total number of students pass with "B" Grade	7	2	9	8
6	Total number of students pass with "C" Grade	4	0	4	5
7	Total number of students pass with "D" Grade	1	0	1	2
8	Total number of students pass with "E" Grade	1	0	1	-
9	Total number of students with Failed	18	3	21	23
10	Total number of students with Passed	25	8	33	24
11	Total number of students in RLE	-	-	61.11	50
12	College passing Percentage	-	-	49.10	42.56
13	University passing Percentage	-	-		

## Subject wise Result Analysis

Sr. No.	Subject	Total no. of Students Appeared	Total no. of Students Passed		Total no. of Students Not Cleared		Passing %2017	Passing % 2016
			M	F	M	F		
	<b>Compulsory</b>							
1	Network Security	54	39	11	4	0	92.59	72.91
2	ASP.NET with C#	54	35	9	8	2	81.48	87.5
3	Software Testing	54	40	11	3	0	94.44	83.33
4	Advanced Java	54	37	9	6	2	85.19	91.66
5	Linux Administration	54	36	8	7	3	81.48	83.33

## Rank Holders

Sr. No.	Name of Student	Seat No.	Total Marks	Obtained %	Rank
1	Jadhav Mandar Jaywant	3044791	591	78.8	I
2	Patil Jay Ashok	3045199	577	76.93	II
3	Vishwakarma Virendra Govind Lal	3045695	539	71.86	III

Prepared By

Chief co-ordinator

Course coordinator

Principal

23/6/18



Rajasthan Sammelan's  
GHANSHYAMDAS SARAF COLLEGE OF ARTS & COMMERCE  
S.V. Road, Malad West Mumbai 400 064

## Result Analysis

B.Sc (Information Technology) Sem VI April 2018


Sr. No.		M	F	Apr. 18	Apr. 17
1	Total number of students	44	11	55	53
2	Total number of students Appeared	43	10	53	53
3	Total Number of Students Pass with "O" Grade	0	0	0	0
4	Total number of students Pass with "A" Grade	10	4	14	7
5	Total number of students pass with "B" Grade	10	4	14	20
6	Total number of students pass with "C" Grade	3	0	3	7
7	Total number of students pass with "D" Grade	0	0	0	3
8	Total number of students pass with "E" Grade	0	0	0	0
9	Total number of students Failed	12	2	14	15
10	Total number of students Passed	31	8	39	37
11	Total number of students in RLE	8	0	8	2
12	College Passing Percentage	72.09%	80%	74%	70%
13	University Passing Percentage				

## Subject wise Result Analysis

Sr. No.	Subject	Total no. of Students Appeared	Total no. of Students Passed		Total no. of Students Not Cleared		Passing % 2018	Passing % 2017
			Male	Female	Male	Female		
	<b>Compulsory</b>							
1	Internet Technology	53	38	8	5	2	86.79	90.38
2	Project Management	53	38	9	5	1	88.68	84.61
3	Data Warehousing	53	38	9	5	1	88.68	94.23
4	IPR and Cyber Law	53	42	10	1	0	98.11	88.46
5	Project and Viva Voce	53	43	10	0	0	100	100

## Rank Holders

Sr. No.	Name of Student	Seat No.	Total Marks	Out of	%	Rank
1	Patil Jay Ashok Sneha	2066356	699	800	87.38	I
2	Vishwakarma Virendra Govind	2066568	661	800	82.62	II
3	Jadhav Mandar Jaywant	2066192	620	800	77.5	III



Prepared BY *[Signature]*  
07/07/18

*[Signature]*  
07/07/18  
Course Coordinator

*[Signature]*  
07/07/18  
Chief Coordinator

*[Signature]*  
09/07/18  
Principal



Rajasthan Sammelan's  
GHANSHYAMDAS SARAF COLLEGE OF ARTS & COMMERCE  
S.V. Road, Malad West Mumbai 400 064

### Result Analysis

**B.Sc (Information Technology) Sem V NOV 2018**

*Before Revaluation With Grade*

Sr. No.		M	F	Nov-18	Nov-17
1	Total number of students	45	15	60	54
2	Total number of students Appeared	45	15	60	54
3	Total Number of Students Pass with "O" Grade	0	0	0	1
4	Total number of students Pass with "A+" Grade	1	4	5	NA
5	Total number of students Pass with "A" Grade	9	6	15	17
6	Total number of students pass with "B+" Grade	8	2	10	NA
7	Total number of students pass with "B" Grade	3	0	3	9
9	Total number of students pass with "C" Grade	0	0	0	4
11	Total number of students pass with "D" Grade	0	0	0	1
13	Total number of students with Failed	24	3	27	21
14	Total number of students with Passed	21	12	33	33
15	Total number of students in RLE	0	0	0	0
16	College passing Percentage	46.67	80.00	55.00	61.11
17	University passing Percentage				49.1

### Subject wise Result Analysis

Sr. No.	Subject	Total no. of Students Appeared	Total no. of Students Passed		Total no. of Students Not Cleared		Passing % 2018	Passing % 2017
			M	F	M	F		
	<b>Compulsory (Skill Enhancement Course)</b>							
1	Software Project Management	60	38	14	7	1	86.6667	New
2	Internet of Things	60	38	14	7	1	86.6667	New
3	Advanced Web Programming	60	39	14	6	1	88.3333	81.48
	<b>Discipline Specific Elective</b>							
4	Artificial Intelligence	60	32	13	13	2	75	New
5	Enterprise Java	60	34	14	11	1	80	85.19

### Rank Holders

Sr. No.	Name of Student	Seat No.	Total Marks	Out of	%
1	Mishra Bhavna Kuldeep Asha	4070348	565	750	75.3333
2	Purohit Aditya Kamal Shashi	4070466	564	750	75.2
3	Rana Dolly Ramlakhan Kuntidevi	4070476	551	750	73.4667



*Prepared by*  
8/3/19

*Course Coordinator*  
8/3/19

*Chief Coordinator*  
18/3/19

*Principal*



### Result Analysis

B.Sc (Information Technology) Sem VI May 2019

Sr. No.		M	F	May-19	Nov-18
1	Total number of students	45	15	60	55
2	Total number of students Appeared	45	15	60	53
3	Total Number of Students Pass with "O" Grade	0	0	0	0
4	Total number of students Pass with "A+" Grade	1	1	2	NA
5	Total number of students Pass with "A" Grade	8	5	13	14
6	Total number of students pass with "B+" Grade	13	4	17	NA
7	Total number of students pass with "B" Grade	6	0	6	14
9	Total number of students pass with "C" Grade	0	0	0	3
11	Total number of students pass with "D" Grade	1	0	1	0
13	Total number of students with Failed	17	4	21	14
14	Total number of students with Passed	28	11	39	39
15	Total number of students in RLE	4	0	4	8
16	College passing Percentage	62.22	73.33	65.00	74.00
17	University passing Percentage				

### Subject wise Result Analysis

Sr. No.	Subject	Total no. of Students Appeared	Total no. of Students Passed		Total no. of Students Not Cleared		Passing %2019	Passing % 2018
			M	F	M	F		
	Compulsory (Skill Enhancement Course)							
1	Software Quality Assurance	60	38	14	7	1	86.66	New
2	Security in Computing	60	33	12	12	3	75	New
3	Business Intelligence	60	38	13	7	2	85	New
	Discipline Specific Elective							
4	Principles of Geographic Information System	60	36	14	9	1	83.33	New
5	IT Service Management	60	36	14	9	1	83.33	New

### Rank Holders

Sr. No.	Name of Student	Seat No.	Total Marks	Out of	%	Rank
1	Sandhya Santosh Thankamani	3038421	635	750	84.66	I
2	Mehta Nishant Niraj Kumar Geetaben	3038723	635	750	84.66	I
3	Purohit Aditya Kamal Shashi	3038891	635	750	84.66	I
4	Rana Dolly Ramlakhan Kunti Devi	3038905	624	750	83.2	II
5	Vishwakarma Ravikant Ramavtar Sunita	3039125	621	750	82.8	III

*[Signature]*  
Prepared by

*[Signature]*  
Course Coordinator

*[Signature]*  
Chief Coordinator

*[Signature]*  
Principal



Rajasthan Sammelan's  
GHANSHYAMDAS SARAF COLLEGE OF ARTS & COMMERCE  
S.V.Road, Malad (West), Mumbai - 400 064  
**Result Analysis**  
T.Y.B.M.S. Sem. V

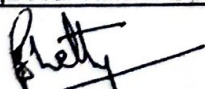
		Nov.15	Nov.14
1	Total number of students	111	131
2	Total number of students appeared	110	131
3	Total number of students passed with 'O' Grade	0	0
4	Total number of students passed with 'A' Grade	26	26
5	Total number of students passed with 'B' Grade	40	36
6	Total number of students passed with C Grade	12	26
7	Total number of students passed with D Grade	3	4
8	Total number of students passed with E Grade	0	0
10	Total number of students Failed	0	0
11	Total number of students passed without ATKT	81	92
11	Total number of students passed with ATKT	29	39
11	Total number of students passed	81	92
12	College Passing percentage with ATKT	100	100
13	College Passing percentage without ATKT	73.64	70.23
14	University Passing percentage		63.39

**Subject wise Result Analysis**

Sr.No	Subject	Total no.of students appeared	Total no.of Passed	Total no.of Failed	Passing Percentage Nov.15	Passing Percentage Nov.14
	<b>Compulsory</b>					
1	Human Resources Mgmt.	110	106	4	96.36	94.66
2	Service Sector Mgmt	110	109	1	99.09	95.47
3	Financial Mgmt.	109	81	28	74.31	77.1
4	Elements of Logistics Mgmt.	110	106	4	96.36	94.66
5	Ethics	110	108	2	98.18	96.18
6 (i)	Special studies in Marketing	61	60	1	98.36	94.74
6 (ii)	Special studies in Finance	49	47	2	95.92	86.02
7	Project	110	110	0	100	100

**Rank holders**

Sr.No	Name of the Students	Seat No.	Total Marks	out off	Percentage	Rank
1	Jain Divyakumar Arvindkumar	1242613	541	700	77.29	I
2	Ali Zafar Abdulbai	1243234	526	700	75.14	II
3	Desai Vedishe Manish	1243353	522	700	74.57	III

  
Co-ordinator

  
Principal





Rajasthan Sammelan's  
GHANSHYAMDAS SARAF COLLEGE OF ARTS & COMMERCE  
S.V. Road, Malad West Mumbai 400 064

### Result Analysis

Bachelor of Management Studies (B.M.S) Sem VI April 2016

Sr. No.		Apr. 16	May-15
1	Total number of students	111	131
2	Total number of students Appeared	110	130
3	Total Number of Students Pass with "O" Grade	1	0
4	Total number of students Pass with "A" Grade	41	16
5	Total number of students pass with "B" Grade	31	36
6	Total number of students pass with "C" Grade	13	24
7	Total number of students pass with "D" Grade	5	8
8	Total number of students pass with "E" Grade	0	1
9	Total number of students Passed	91	85
10	Total number of students Failed	19	45
11	Total number of students not cleared Lower Class <del>(1-3)</del>	13	5
12	College Passing Percentage	82.73%	65.38%
13	University Passing Percentage		

### Subject wise Result Analysis

Sr. No.	Subject	Total no. of Students Appeared	Total no. of Students Passed	Total no. of Students Not Cleared	Passing Percentage 2016	Passing Percentage 2015
1	Entrepreneurship and Mgmt of SME	110	108	2	98.18%	99.23%
2	Operations Research	110	99	11	90.00%	73.07%
3	International Finance	110	103	7	93.64%	82.31%
4	Indian Management Thoughts & Practices	110	107	3	97.27%	98.46%
5	International Marketing	110	108	2	98.18%	93.85%
6	Retail Management	110	108	2	98.18%	97.69%
7	Investment Analysis & Portfolio Mgmt	96	93	3	96.87%	89.66%
7	Financial Market Operations	14	14	0	100%	78.57%

### Rank Holders

Sr. No.	Name of Student	Seat No.	Total Marks	Out of	%	Rank
1	Ali Zafar Abdulhai Abida	1087415	555	700	79.28	1
2	Chhadha Nimisha Neera	1087512	548	700	78.28	2
3	Desai Vidhisha Manish Shweta	1087602	543	700	77.57	3

  
Co-Ordinator

  
Principal





**Rajasthani Sammelan's**  
**GHANSHYAMDAS SARAF COLLEGE OF ARTS & COMMERCE**  
S.V. Road, Malad West Mumbai 400 064

**Result Analysis**

**TYBMS(SEMESTER-V), NOVEMBER, 2016**

Sr. No.	Particulars	Girls	Boys	Nov' 16	Oct '15
1	Total number of students	78	50	128	111
2	Total number of students Appeared	78	50	128	110
3	Total number of students with "O" Grade	13	2	15	0
4	Total number of students with "A" Grade	22	11	33	26
5	Total number of students with "B" Grade	19	17	36	40
6	Total number of students with "C" Grade	7	4	11	12
7	Total number of students with "D" Grade	6	7	13	3
8	Total number of students with "E" Grade	0	0	0	0
9	No. of Students with ATKT	11	9	20	29
10	Pass Percentage with ATKT	100	100	100	100
11	Pass Percentage without ATKT	85.90	82.00	84.38	73.64

**Subject wise Result Analysis**

Sr. No.	Subject	Total no. of Students	Total no. of Students appeared	Total no. of Girls passed	Total no. of Boys passed	Pass % 2016	Pass % 2015
1	Logistics & Supply Chain Management	128	128	76	50	98.44%	96.36%
2	Ethics & Governance	128	128	77	48	97.66%	98.18%
3	Project Work	128	127	77	50	100.00%	100.00%
	<b>Finance Elective</b>						
4	Investment Analysis & Portfolio <i>Mgmt</i>	67	67	46	21	100.00%	96.87%
5	Commodity & Derivatives Market	67	67	43	20	94.03%	new
6	Wealth Management	67	67	43	19	92.54%	new
7	Strategic Financial Management	67	67	42	21	94.03%	new
	<b>Marketing Elective</b>						
4	Services Marketing	61	60	28	26	90.00%	new
5	E-Commerce & Digital Marketing	61	61	32	29	100.00%	new
6	Sales & Distribution Management	61	61	32	28	98.36%	new
7	Customer Relationship Management	61	61	32	28	98.36%	new

**Rank Holders**

**Finance Elective**


Sr. No.	Name of Student	Seat No.	Marks	Out of	%	Grade
1	Agarwal Vidhi Nitin Yogita	1319792	581	700	83.00	O
2	Bangera Neha Mohan Jaya	1319830	553	700	79	O
3	Bangera Sneha Mohan Jaya	1319831	550	700	78.57	O

**Marketing Elective**

Sr. No.	Name of Student	Seat No.	Marks	Out of	%	Grade
1	Mishra Pratik Kartik Rekha	1321175	550	700	78.57	
2	Chandak Sakshi Vinay Sneha	1320866	547	700	78.14	
3	Samson Simran Sanjay Renukata	1321322	537	700	76.71	

*Pratik*  
Coordinator

*S...*  
Principal





**Rajasthani Sammelan's**  
**GHANSHYAMDAS SARAF COLLEGE OF ARTS & COMMERCE**  
**S.V. Road, Malad West Mumbai 400 064**

**Result Analysis**

**TYBMS(SEMESTER-VI), APRIL 2017**

Sr. No.	Particulars	Girls	Boys	Apr' 17	Apr'16
1	Total number of students	78	50	128	111
2	Total number of students Appeared	77	50	127	110
3	Total number of students with "O" Grade	0	1	1	1
4	Total number of students with "A" Grade	21	9	30	41
5	Total number of students with "B" Grade	24	18	42	31
6	Total number of students with "C" Grade	13	11	24	13
7	Total number of students with "D" Grade	5	4	9	5
8	Total number of students with "E" Grade	1	2	3	0
9	No. of Students Passed	64	45	109	91
10	No. of Students Failed	13	5	18	19
11	College Passing Percentage	83.12	90.00	85.83	82.73
12	University Passing Percentage	**	**	**	63.10

\*\*Data unavailable

**Subject wise Result Analysis**

Sr. No.	Subject	Total no. of Students	Total no. of Students appeared	Total no. of Girls appeared	Total no. of Boys appeared	Total no. of Girls passed	Total no. of Boys passed	Pass % 2017	Pass % 2016
1	Operations Research	128	127	77	50	71	47	92.91%	90.00%
2	Indian Ethics in Management	128	127	77	50	76	50	99.21%	97.27%
3	Corporate Communication & Public Relations	128	127	77	50	72	50	96.06%	New





### Finance Elective

4	International Finance	67	67	46	21	46	21	100.00%	93.63%
5	Innovative Financial Services	67	66	45	21	43	21	96.97%	New
6	Project Management	67	66	45	21	44	21	98.48%	New
7	Risk Management	67	67	46	21	45	21	98.51%	New

### Marketing Elective

4	Brand Management	61	60	31	29	31	27	96.67%	New
5	International Marketing	61	60	31	29	30	29	98.33%	98.18%
6	Media Planning & Management	61	60	31	29	30	28	96.67%	New
7	Retail Management	61	60	31	29	30	28	96.67%	98.18%

### Rank Holders

#### Finance Elective

Sr. No.	Name of Student	Seat No.	Marks	Out of	%	Grade
1	Bangera Sneha Mohan Jaya	6354398	567	700	81.00	A
2	Agarwal Vidhi Nitin Yogita	6354359	544	700	77.71	A
3	Bangera Neha Mohan Jaya	6354397	523	700	74.71	A


#### Marketing Elective

Sr. No.	Name of Student	Seat No.	Marks	Out of	%	Grade
1	Chandak Sakshi Vinay Sneha	6353452	550	700	78.57	A
2	Samson Simran	6353909	524	700	74.86	A
3	Mishra Rajendra Danesh Remnig	6353763	516	700	73.71	A

Coordinator

Chief Coordinator

Principal





**Rajasthan Sammelan's**  
**GHANSHYAMDAS SARAFA COLLEGE OF ARTS & COMMERCE**  
**S.V. Road, Malad West Mumbai 400 064**

### Result Analysis

TVBMS(SEMESTER-V), NOVEMBER 2017

Sr. No.	Particulars	Girls				Boys				Nov '17		Nov '16	
		Total number of students		Total number of students Appeared		Total number of students with "O" Grade		Total number of students with "A" Grade		Total number of students with "B" Grade		Total number of students with "C" Grade	
1	Total number of students	74	62	136	128	3	0	3	15	34	20	54	33
2	Total number of students Appeared	74	62	136	128	3	0	3	15	26	17	43	36
3	Total number of students with "O" Grade	3	0	3	15	26	17	43	36	8	18	26	11
4	Total number of students with "A" Grade	34	20	54	33	8	18	26	11	1	4	5	13
5	Total number of students with "B" Grade	26	17	43	36	0	0	0	0	0	0	0	0
6	Total number of students with "C" Grade	8	18	26	11	0	0	0	0	72	59	131	108
7	Total number of students with "D" Grade	1	4	5	13	2	3	5	20	No. of Students with ATKT			
8	Total number of students with "E" Grade	0	0	0	0	100	100	100	100	100	97.30	95.16	96.32
9	No. of Students Passed	72	59	131	108	100	100	100	100	97.30	95.16	96.32	84.38
10	No. of Students with ATKT	2	3	5	20	97.30	95.16	96.32	84.38	**	**	**	**
11	College Passing Percentage with ATKT	100	100	100	100	**	**	**	**	**	**	**	**
12	College Passing Percentage without ATKT	97.30	95.16	96.32	84.38	**	**	**	**	**	**	**	**
13	University Passing Percentage	**	**	**	**	**	**	**	**	**	**	**	**

\*\*Data unavailable

(Result Analysis after revaluation)

Subject wise Result Analysis

Sr. No.	Subject	Total no. of Students appeared	Total no. of Girls passed	Total no. of Boys passed	Total no.		Pass % 2017	Pass % 2016
					of Girls not cleared	of Boys not cleared		
1	Logistics & Supply Chain Management	136	73	62	1	0	99.26%	98.44%
2	Ethics & Governance	136	74	61	0	1	99.26%	97.66%
3	Project Work	135	74	61	0	0	100.00%	100.00%





#### Finance Elective

4	Investment Analysis & Portfolio Management	73	41	32	0	0	100.00%	100.00%
5	Commodity & Derivatives Market	73	41	32	0	0	100.00%	94.03%
6	Wealth Management	73	41	32	0	0	100.00%	92.54%
7	Strategic Financial Management	74	42	32	0	0	100.00%	94.03%

#### Marketing Elective

4	Services Marketing	62	31	29	1	1	96.77%	90.00%
5	E-Commerce & Digital Marketing	62	32	30	0	0	100.00%	100.00%
6	Sales & Distribution Management	62	31	30	1	0	98.38%	98.36%
7	Customer Relationship Management	62	31	29	1	1	96.77%	98.36%

#### Rank Holders

#### Finance Elective

Sr. No.	Name of Student	Seat No.	Marks	Out of	%	Rank	Grade
1	Kalwar Rashmi Anil Janki	2038094	571	700	81.57	I	O
2	Khimasiya Ishita Rashmikant Anuradh	2038144	562	700	80.29	II	O
3	Agarwal Nishchay Mahendra Manju	2037702	549	700	78.43	III	A

#### Marketing Elective

Sr. No.	Name of Student	Seat No.	Marks	Out of	%	Rank	Grade
1	Khetan Richa Surendra Manju	2039164	542	700	77.43	I	A
2	Sharma Shreya Sanjay Poonam	2039526	506	700	72.28	II	A
3	Sodani Prachee Ramanuj Indu	2039567	499	700	71.29	III	A

Coordinator

Chief Coordinator

Principal



06/01/18



**Rajasthan Sammelan's**  
**GHANSHYAMDAS SARAF COLLEGE OF ARTS & COMMERCE**  
 S.V. Road, Malad West Mumbai 400 064

## Result Analysis

TYBMS(SEMESTER-VI), APRIL 2018

Sr. No.	Particulars	Girls	Boys	Apr' 18	Apr' 17
1	Total number of students	74	62	136	128
2	Total number of students Appeared	73	61	134	127
3	Total number of students with "O" Grade	3	1	4	1
4	Total number of students with "A" Grade	23	14	37	30
5	Total number of students with "B" Grade	28	16	44	42
6	Total number of students with "C" Grade	12	16	28	24
7	Total number of students with "D" Grade	4	8	12	9
8	Total number of students with "E" Grade	0	0	0	3
9	Total number of students Passed	70	55	125	109
10	Total number of students Failed	4	7	11	18
11	College Passing Percentage	95.89	90.16	93.28	85.83
12	University Passing Percentage	**	**	**	**

**\*\*Data unavailable**

**(Result Analysis after revaluation)**

**Subject wise Result Analysis**

Sr. No.	Subject	Total no. of Students	Total no. of Students appeared	Total no. of Girls appeared	Total no. of Boys appeared	Total no. of Girls passed	Total no. of Boys passed	Pass % 2018	Pass % 2017
1	Operations Research	136	133	72	61	71	56	95.49%	92.91%
2	Indian Ethos in Management	136	133	72	61	72	59	98.50%	99.21%
3	Corporate Communication & Public Relations	136	134	73	61	73	59	98.51%	96.06%
<b>Finance Elective</b>									
4	International Finance	74	73	41	32	41	32	100.00%	100.00%
5	Innovative Financial Services	74	73	41	32	41	32	100.00%	96.97%





6	Project Management	74	73	41	32	41	32	100.00%	98.48%
7	Risk Management	74	73	41	32	41	32	100.00%	98.51%
<b>Marketing Elective</b>									
4	Brand Management	62	61	32	29	32	26	95.08%	96.67%
5	International Marketing	62	60	31	29	31	28	98.33%	98.33%
6	Media Planning & Management	62	60	31	29	31	27	96.67%	96.67%
7	Retail Management	62	60	31	29	31	28	98.33%	96.67%

#### Rank Holders

#### Finance Elective

Sr. No.	Name of Student	Seat No.	Marks	Out of	%	Grade
1	Agarwal Nischay Mahendra Manju	3207892	578	700	82.57	O
2	Pal Pooja Jagbhavan Kusum	3208510	567	700	81.00	O
3	Roshni Ramesh Lalli	3207851	544	700	77.71	A

#### Marketing Elective

Sr. No.	Name of Student	Seat No.	Marks	Out of	%	Grade
1	Sodani Prachi Ramamuj Indu	3207513	547	700	78.14	O
2	Khetan Richa Surendra Manju	3207092	544	700	77.71	O
3	Borate Kiran Navnath Sunita	3206823	529	700	75.57	A

**\*\*Data unavailable**

**Results of 37 students(20 girls & 17 boys) appear in RLE**

Coordinator

Chief Coordinator

Principal



20/10/18



Rajasthani Sammelan's  
GHANHSYMDAS SARAF COLLEGE OF ARTS & COMMERCE  
S.V.Road, Malad (West), Mumbai - 400 064

**Result Analysis**

M.Com (Part-II) Sem-III

		Nov., 15	Nov., 14
1	Total number of students	150	120
2	Total number of students appeared	149	115
3	Total number of students passed with 'O' Grade	13	8
4	Total number of students passed with 'A' Grade	56	47
5	Total number of students passed with 'B' Grade	43	33
6	Total number of students passed with 'C' Grade	21	15
7	Total number of students passed with 'D' Grade	5	2
8	Total number of students passed with 'E' Grade	0	0
9	Total number of students passed with Pass Class	138	105
10	Total number of students Failed	11	10
11	College Passing percentage	92.62	91.3
12	University Passing percentage		

**Subject wise Result Analysis**

Sr.No	Subject	Total no.of students appeared	Total no.of Passed	Total no.of Failed	Passing % Nov,15	Passing % Nov,14
	<b><u>Compulsory</u></b>					
1	Research Methodology	148	144	4	97.3	94.7
	<b><u>Optional in Accountancy</u></b>					
2	Advanced Financial Management	104	99	5	95.19	97
3	Advanced Auditing	103	101	2	98.06	98.5
4	Direct & Indirect Tax	103	102	1	99.03	98.5
	<b><u>Optional in Management</u></b>					
2	Organisational Behaviour	44	42	2	95.45	93.61
3	International Marketing	45	42	3	93.33	95.74
4	Enterprenurship management	45	43	2	95.56	95.74

*Dr. K. K. Jee*  
Co-ordinator

*S. Man*  
Principal

**Rankers:**

**Accounts:** ① 32175 - Suthav Soroj Prakash leela - 340/400 - 85%  
② 31501 - Dhool Megha Hareesh kanta - 331/400 - 82.75%  
③ 31974 - Rai Nidhi shobhnath kiran - 321/400 - 80.25%  
**Management:** ① 32473 - Juvai Zufisha Shakil - 309/400 - 77.25%  
② 30441 - Dhivey Aarti kallo - 287/400 - 71.75%  
③ 32671 - Rawal Ashish Mohansing - 283/400 - 70.75%



**SHANISH MADIAS SARAF COLLEGE OF ARTS & COMMERCE**  
S.V. Road, Malad (West), Mumbai - 400 064

Result Analysis

M.Com. (Part-I) April 2018

	April 18	April 15
1. Number of students		
2. Number of students appeared	145	161
3. Number of students passed with 'D' Grade	144	99
4. Number of students passed with 'A' Grade	15	
5. Number of students passed with 'B' Grade	53	51
6. Number of students passed with 'C' Grade	42	
7. Total number of students passed with 'D' Grade	13	38
8. Total number of students passed with 'E' Grade	2	
9. Total number of students passed with Pass	131	90
10. Total number of students Failed	13	5
11. Total Passing percentage	90.34%	55.9%

Subject wise Result Analysis

Subject	Total no. of students appeared	Total no. of Passed	Total no. of Failed	Passing % Apr 18	Passing % Apr 15
Accountancy					
Advanced Methodology	144	142	2	98.61	94.74
Advanced in Accountancy					
Advanced Financial Management	99	99	-	100.00	100
Advanced Auditing	99	98	1	98.99	98.21
Direct and Indirect Tax	99	99	-	100.00	98.21
Organizational Behaviour	42	42	-	100.00	100
International Marketing	42	42	-	100.00	100
Entrepreneurship Management	42	42	-	100.00	100

Rank holders

Name of the Students	Seat No.	Total Marks	out off	Percentage	Rank
Adv. Accountancy					
Shruti S. A. Hunkar	61415	339	400	84.75	
Shruti Ashakha Ramesh	61282	323	400	80.75	
Shruti Megha Nareesh	61314	318	400	79.50	
Bus. Management					
Shruti Sangeeta Satyanarayan	62383	298	400	74	
Shruti Karisev	62283	294	400	73.5	
Shruti Lakshmi Rajakumar Vinod	62424	285	400	71.25	

*Signature*

Principal





Rajasthan Sammelan Education Trust  
**GHANHSYMDAS SARAF COLLEGE OF ARTS & COMMERCE**  
 S.V.Road, Malad (West), Mumbai - 400 064

**Result Analysis**

M.Com sem-III Nov., 2016

		Female	Male	Nov. 2016	Nov.2015
1	Total number of students	123	40	163	150
2	Total number of students appeared	120	39	159	149
3	Total number of students passed with 'O' Grade	9	4	13	13
4	Total number of students passed with 'A' Grade	40	8	48	56
5	Total number of students passed with 'B' Grade	34	10	44	43
6	Total number of students passed with 'C' Grade	16	3	19	21
7	Total number of students passed with 'D' Grade	4	2	6	5
8	Total number of students passed with 'E' Grade	0	0	0	0
9	Total number of students passed with Pass	103	27	130	138
10	Total number of students Failed	19	12	31	11
11	College Passing percentage			81.76%	92.62%
12	University Passing percentage				

**Subject wise Result Analysis (Adv. Accountancy)**

Sr.No.	Subject	Total no.of students appeared		Total no.of Passed		Total no.of Failed		Passing %	Passing %
		M	F	M	F	M	F	2016	2015
	<b>Compulsory</b>								
1	Research Methodology	33	123	29	118	4	5	93.63	97.30
2	Advanced Financial Management	28	87	26	77	2	10	88.79	95.19
3	Advanced Auditing	28	88	27	88	1	0	98.29	98.06
4	Dir. & Ind. Tax	28	87	26	84	2	3	94.82	99.03

**Rank holders**

Sr.No.	Name of the Students	Seat No.	Total Marks	out off	%	Rank
1	Rinva Kapil Kumar Shiveharan	36615	310	400	77.5	I
2	Patel Karishma Nizar	31954	307	400	76.75	II
3	Pandey Pramod Kumar K.	36542	304	400	76	III

**Subject wise Result Analysis (Bus. Mngt)**


Sr.No.	Subject	Total no.of students		Total no.of Passed		Total no.of Failed		Passing %	Passing %
		M	F	M	F	M	F	2016	2015
	<b>Compulsory</b>								
1	Organisational Behaviour	9	32	8	31	1	1	95.12	95.45
3	International Marketing	9	32	9	32	0	0	100	93.33
4	Entrepreneurship Mngt	9	33	9	32	0	1	97.61	95.56

**Rank holders**

Sr.No.	Name of the Students	Seat No.	Total Marks	out off	%	Rank
1	Rathi Sunita Nandkishor	32411	323	400	80.75	
2	Jaisankar Sushila Jairaj	37055	311	400	77.75	
3	Thakarambil Jessy Winny Lucky	37027	299	400	74.75	

Co-ordinator

Principal





**Rajasthani Sammelan's**  
**GHANSHYAMDAS SARAF COLLEGE OF ARTS & COMMERCE**  
**S.V. Road, Malad West Mumbai 400 064**  
**Result Analysis**

**M.Com Part -II (SEMESTER-IV), April , 2017**

Sr. No.	Particulars	April' 17			April' 16
		Male	Female	Total	Total
1	Total number of students	32	110	142	145
2	Total number of students Appeared	32	110	142	144
3	Total number of students with "O" Grade	1	7	8	15
4	Total number of students with "A+" Grade	0	0	0	0
	Total number of students with "A" Grade	12	46	58	58
5	Total number of students with "B+" Grade	0	0	0	0
	Total number of students with "B" Grade	10	37	47	42
6	Total number of students with "C" Grade	5	11	16	13
7	Total number of students with "D" Grade	1	2	3	2
8	Total number of students with "E" Grade	0	0	0	1
9	Total number of students passed with pass	29	103	132	131
10	Total number of students failed	3	7	10	13
11	College Passing Percentage	90.63	93.64	92.96	90.97

**Subject wise Result Analysis**

Sr. No.	Subjects	April' 17												April' 16
		Total no. of Students appeared			Total no. of Students Passed			Total no. of Students failed			Passing %			Passing %
		M	F	Total	M	F	Total	M	F	Total	M	F	Total	
	<b>Compulsory</b>													
1	Research Methodology	32	110	142	31	107	138	1	3	4	96.9	97.3	97.18	98.61%
	<b>Optional in Accountancy</b>													
2	Advanced Financial Mgmt.	25	79	104	24	79	103	1	0	1	96	100	99.04	100.00%
3	Advanced Auditing	25	79	104	24	78	102	1	1	2	96	98.7	98.08	98.99%
4	Direct & Indirect Tax	25	79	104	24	78	102	1	1	2	96	98.7	98.08	100.00%
	<b>Optional in Management</b>													
2	Organisational Behaviour	7	31	38	6	29	35	1	2	3	85.7	93.5	92.11	100.00%
3	International Marketing	7	31	38	6	29	35	1	2	3	85.7	93.5	92.11	100.00%
4	Entrepreneurship Mgmt.	7	31	38	7	26	33	0	5	5	100	83.9	86.84	100.00%

**Accounts**

**Rank Holders**

Sr. No.	Name of Student	Seat No.	Total Marks	Out off	Percentage	Rank
1	Kale Lata Laxman Satyabhama	15380	300	400	75	I
2	Shah Nirali Jitesh Roshni	15605	300	400	75	I
3	Shettigar Shilpashri Divakar Tulsi	15632	300	400	75	I
4	Vishwakarma Aarti Adya Prasad Fulvasa	15711	299	400	74.75	II
5	Leesha Ramakrishnan Nithya	15413	296	400	74	III

**Management**

**Rank Holders**

No.	Name of Student	Seat No.	Total Marks	Out off	Percentage	Rank
1	Pandey Supriya Mahendra Manju	15887	296	400	74	I
2	Thaiparambil Jessy Winny Lucky Mary	12065	292	400	73	II
3	Yadav Sushila Jairaj Jaya	15975	289	400	72.25	III

*[Signature]*  
 Coordinator

*[Signature]*  
 Principal



Rajasthan Sammelan's  
GHANSHYAMDAS SARAF COLLEGE OF ARTS & COMMERCE  
S.V. Road, Malad West Mumbai 400 064

Result Analysis

M.Com Part -II (SEMESTER- II) November , 2017

Sr. No.	Particulars	November' 17			November' 16
		Male	Female	Total	Total
1	Total number of students	40	133	173	163
2	Total number of students Appeared	38	131	169	159
3	Total number of students with "O" Grade	1	20	21	13
4	Total number of students with "A+" Grade	7	28	35	
	Total number of students with "A" Grade	8	33	41	48
5	Total number of students with "B+" Grade	4	30	34	
	Total number of students with "B" Grade	9	10	19	44
6	Total number of students with "C" Grade	0	0	0	19
7	Total number of students with "D" Grade	0	0	0	6
8	Total number of students passed with pass	29	121	150	130
9	Total number of students failed	9	10	19	31
10	College Passing Percentage	76.32	92.37	88.76	81.76

**Subject wise Result Analysis**

Sr. No.	Subjects	November' 17												Nov'16
		Total no. of Students appeared			Total no. of Students Passed			Total no. of Students failed			Passing %			Passing %
		M	F	Total	M	F	Total	M	F	Total	M	F	Total	
	<b>Adv. Accountancy, corporate Accountancy &amp; Fin. Mgmt</b>													
1	Adv. Financial Accounting	25	92	117	20	89	109	5	3	8	80.0	96.74	93.2	NA
2	Direct Tax	25	92	117	22	90	112	3	2	5	88.0	97.83	95.7	NA
3	Adv. Cost Accounting	25	92	117	21	87	108	4	5	9	84.0	94.57	92.3	NA
4	Project Work	23	91	114	23	91	114	0	0	0	100	100	100	NA
	<b>Business Studies (Management)</b>													
1	Human Resource Mgmt.	13	37	50	9	34	43	4	3	7	69.2	91.9	86.0	NA
2	Organisational Behaviour	0	2	2	0	0	0	0	2	2	0	0	0	NA
3	Entrepreneurial Mgmt.	13	39	52	10	34	44	3	5	8	76.9	87.2	84.6	97.61%
4	Marketing Strategies & Pr.	13	39	52	12	36	48	1	3	4	92.3	92.3	92.3	NA
5	Project Work	9	37	46	9	37	46	0	0	0	100	100	100	NA

**Rank Holders**


**Adv. Accountancy, corporate Accountancy & Fin. Mgmt**

Sr. No.	Name of Student	Seat No.	Total Marks	Out off	Percentage	Rank
1	Chauhan Bharati Mohanlal Sada	26947	344	400	86.0	I
2	Agarwal Priyanka Kanhaiya Lal	26897	341	400	85.3	II
3	Khan Mehrab Rafique Parveen	27122	337	400	84.3	III

**Business Studies (Management)**

Sr. No.	Name of Student	Seat No.	Total Marks	Out off	Percentage	Rank
1	Tiwari Shweta Dinesh Rekha	27926	302	400	75.5	I
2	Pasi Sapana Samailal Gangadevi	27869	288	400	72.0	II
3	Vyas Surabhi Harish Santosh	27937	286	400	71.5	III

*delukhayer*  
Coordinator





**Rajasthani Sammelan's**  
**GHANSHYAMDAS SARAF COLLEGE OF ARTS & COMMERCE**  
 S.V. Road, Malad West Mumbai 400 064  
**Result Analysis**

**M.Com Part -II (SEMESTER-IV) , April 2018**

Sr. No.	Particulars	April ' 18			April ' 17
		Male	Female	Total	Total
1	Total number of students	31	130	161	142
2	Total number of students Appeared	31	130	161	142
3	Total number of students with "O" Grade	4	31	35	8
4	Total number of students with "A+" Grade	5	37	42	0
	Total number of students with "A" Grade	5	32	37	58
5	Total number of students with "B+" Grade	8	18	26	0
	Total number of students with "B" Grade	4	3	7	47
6	Total number of students with "C" Grade	0	0	0	16
7	Total number of students with "D" Grade	0	0	0	3
8	Total number of students passed with pass	26	121	147	132
9	Total number of students failed	5	9	14	10
	College Passing Percentage	83.87	93.08	91.30	92.96

**Subject wise Result Analysis**

Sr. No.	Subjects	April ' 18												April ' 17
		Total no. of Students appeared			Total no. of Students Passed			Total no. of Students failed			Passing %			Passing %
		M	F	Total	M	F	Total	M	F	Total	M	F	Total	
	<b>Adv. Accountancy, corporate</b>													
1	Corp. Financial Accounting	20	93	113	20	89	109	0	4	4	100.0	95.7	96.5	NA
2	Indirect Tax	20	93	113	20	93	113	0	0	0	100.0	100.0	100.0	98.08%
3	Financial Management	20	92	112	20	90	110	0	2	2	100.0	97.8	98.2	99.04%
4	Project Work	18	89	107	18	89	107	0	0	0	100.0	100.0	100.0	NA
	<b>Business Studies (Management)</b>													
1	Supply Chain Mgmt & Logist.	10	36	46	10	35	45	0	1	1	100.0	97.2	97.8	NA
2	Advertising & Sales Mgmt	10	37	47	10	37	47	0	0	0	100.0	100.0	100.0	NA
3	Retail Mgmt	10	37	47	10	37	47	0	0	0	100.0	100.0	100.0	NA
	Project Work	9	36	45	9	36	45	0	0	0	100.0	100.0	100.0	NA

**Rank Holders**


**Adv. Accountancy, corporate Accountancy & Fin. Mgmt**

Sr. No.	Name of Student	Seat No.	Total Marks	Out off	Percentage	Rank
1	Khan Mehrab Rafique Parveen	26782	354	400	88.5	I
2	Jinu Joseph Jiji	26736	352	400	88.0	II
3	Chauhan Bharati Mohanlal Sada	26578	351	400	87.8	III

**Business Studies (Management)**

Sr. No.	Name of Student	Seat No.	Total Marks	Out off	Percentage	Rank
1	Khan Safrin Munna Parvin	27405	308	400	77	I
2	Killedar Uttam Janardan	27408	285	400	71.25	II
3	Tiwari Shweta Dinesh	27461	285	400	71.25	II
4	Vyas Surabhi Harish	27469	282	400	70.5	III

*[Signature]*  
 Coordinator



VC Principal

*[Signature]*  
 09/10/18



Rajasthani Sammelan's  
GHANSHYAMDAS SARAF COLLEGE OF ARTS & COMMERCE  
S.V. Road, Malad West Mumbai 400 064  
**Result Analysis**

**M.Com Part -II (SEMESTER-III), November, 2018**

Sr. No.	Particulars	November' 18			November' 17
		Male	Female	Total	Total
1	Total number of students				
2	Total number of students Appeared	57	133	190	173
3	Total number of students with "O" Grade	55	132	187	169
4	Total number of students with "A+" Grade	3	10	13	21
	Total number of students with "A" Grade	8	39	47	35
5	Total number of students with "B+" Grade	11	43	54	41
	Total number of students with "B" Grade	7	20	27	34
6	Total number of students with "C" Grade	4	9	13	19
7	Total number of students with "D" Grade	0	0	0	0
8	Total number of students passed with pass	0	0	0	0
9	Total number of students failed	33	121	154	150
10	College Passing Percentage	22	11	33	19
		60.00	91.67	82.35	88.76

**Subject wise Result Analysis**

Sr. No.	Subjects	November' 18												Nov' 17
		Total no. of Students appeared			Total no. of Students Passed			Total no. of Students failed			Passing %			Passing %
		M	F	Total	M	F	Total	M	F	Total	M	F	Total	
	<b>Adv. Accountancy, Corporate Accountancy &amp; Fin. Mgmt</b>													
1	Adv. Financial Accounting	33	90	123	28	86	114	5	4	9	84.8	95.56	92.683	93.20%
2	Direct Tax	33	90	123	32	89	121	1	1	2	97	98.89	98.374	95.70%
3	Adv. Cost Accounting	33	91	124	29	89	118	4	2	6	87.9	97.8	95.161	92.30%
4	Project Work - I	26	88	114	26	88	114	0	0	0	100	100	100	100.00%
	<b>Business Studies (Management)</b>													
1	Human Resource Mgmt.	20	41	61	18	40	58	2	1	3	90	97.56	95.082	86.00%
2	Entrepreneurial Mgmt.	21	41	62	15	40	55	6	1	7	71.4	97.56	88.71	84.60%
3	Marketing Strategies & Pract	21	41	62	18	40	58	3	1	4	85.7	97.56	93.548	92.30%
	Project Work - I	21	39	60	21	39	60	0	0	0	100	100	100	100.00%

**Rank Holders**


**Adv. Accountancy, Corporate Accountancy & Fin. Mgmt**

Sr. No.	Name of Student	Seat No.	Total Marks	Out off	Percentage	Rank
1	Jain Anjali Kamlesh	8017	338	400	84.5	I
2	Gandhi Priya Bhadrakant	7951	330	400	82.5	II
3	Soni Darshita Tarunkumar	8442	330	400	82.5	II
4	Jha Prakash Kanhaiya	8036	319	400	79.75	III

**Business Studies (Management)**

No.	Name of Student	Seat No.	Total Marks	Out off	Percentage	Rank
1	Chandak Sakshi Vinay	8726	330	400	82.5	I
2	Khan Mehjabeen Hasan	8786	328	400	82	II
3	Badlani Divya Mohan	8720	313	400	78.25	III

*Shukhrajee*  
Coordinator



*Jayant*  
Principal

Rajasthani Sammelan Education Trust  
Ghanshyamdas Saraf College  
Of Arts & Commerce



Rajasthan Sarmellari's  
GHANSHYAMDAS SARAF COLLEGE OF ARTS & COMMERCE  
S.V. Road, Malad West Mumbai 400 064  
Result Analysis  
M.Com Part -II (SEMESTER-IV) , April 2019

Sr. No.	Particulars	April ' 19			April ' 18
		Male	Female	Total	Total
1	Total number of students	51	130	181	161
2	Total number of students Appeared	51	128	179	161
3	Total number of students with "O" Grade	7	14	21	35
4	Total number of students with "A+" Grade	6	38	44	42
	Total number of students with "A" Grade	11	37	48	37
5	Total number of students with "B+" Grade	5	19	24	26
	Total number of students with "B" Grade	5	5	10	7
6	Total number of students with "C" Grade	1	0	1	0
7	Total number of students with "D" Grade	0	0	0	0
8	Total number of students passed with pass	35	113	148	147
9	Total number of students failed	16	16	32	14
10	College Passing Percentage	68.63	88.28	82.68	91.30

Subject wise Result Analysis

Sr. No.	Subjects	April ' 19												April ' 18
		Total no. of Students appeared			Total no. of Students Passed			Total no. of Students failed			Passing %			Passing %
		M	F	Total	M	F	Total	M	F	Total	M	F	Total	
	<b>Adv. Accountancy, corporate Accountancy &amp; Fin. Mgmt.</b>													
1	Corp. Financial Accounting	29	88	117	22	83	105	7	5	12	75.9	94.3	89.7	96.5%
2	Indirect Tax	29	88	117	29	87	116	0	1	1	100.0	98.9	99.1	100.0%
3	Financial Management	29	87	116	25	84	109	4	3	7	86.2	96.6	94.0	98.2%
4	Project Work - II	28	87	115	28	87	115	0	0	0	100.0	100.0	100.0	100.0%
	<b>Business Studies (Management)</b>													
1	Supply Chain Mgmt & Logist.	22	40	62	18	38	56	4	2	6	81.8	95.0	90.3	97.8%
2	Advertising & Sales Mgmt	22	40	62	18	35	53	4	5	9	81.8	87.5	85.5	100.0%
3	Retail Mgmt	22	40	62	20	38	58	2	2	4	90.9	95.0	93.5	100.0%
	Project Work - II	22	37	59	22	37	59	0	0	0	100.0	100.0	100.0	100.0%

Rank Holders


Adv. Accountancy, corporate Accountancy & Fin. Mgmt.

Sr. No.	Name of Student	Seat No.	Total Marks	Out off	Percentage	Rank
1	Soni Darshita Tarunkumar Sweetaben	11142	348	400	87.0	I
2	Jha Prakash Kanhaiya Kiran	10711	342	400	85.5	II
3	Jain Anjali Kamlesh Saroj	10687	335	400	83.8	III

Business Studies (Management)

Sr. No.	Name of Student	Seat No.	Total Marks	Out off	Percentage	Rank
1	Dubey Anuj Kumar Virendra Pramila	4597	299	400	74.75	I
2	Sawant Tanvi Sanjay Trupti	11411	295	400	73.75	II
3	Bardiani Divya Mohan Kavita	11331	294	400	73.5	III

*Sankar Singh*  
Coordinator



*Jayaram*  
Principal



TYBMM Sem 5 Oct 2015 Result Analysis

Advertising

O - NIL

A - 08

B - 18

C - 16

D - 16

E - 03

F - 11

Total Appeared - 72

Total Pass (Without ATKT) - 61

Pass percentage: 84.72 %

---

Journalism

O - NIL

A - NIL

B - 02

C - 10

D - 05


E - NIL


F - 01

Total Appeared - 18

Total Pass (Without ATKT) - 17

Pass percentage: 94.44 %

  
Course Coordinator

  
Principal  
**PRINCIPAL**  
Rajasthani Sammelan Education Trust  
Ghanshyamdas Saraf College  
Of Arts & Commerce



**RAJASTHANI SAMMELAN'S**  
**GHANSHYAMDAS SARAF COLLEGE OF ARTS & COMMERCE**  
 (Re-Accredited by NAAC with 'A' Grade)  
 Swami Vivekanand Road, Malad (West), Mumbai - 400 064

**RESULT STATISTICS**

**TYBMM - Journalism (SEMESTER VI) March, 2016**

**[I] Overall Analysis:-**

Sr. No.	PARTICULAR	FEMAL E	MALE	TOTAL
1.	Total No. of Students	15	04	19
2.	Total No. of Students Appeared	15	03	18
3.	Total No. of Students Passed With Grade 'O'	NIL	NIL	NIL
4.	Total No. of Students Passed With Grade 'A'	NIL	NIL	NIL
5.	Total No. of Students Passed With Grade 'B'	NIL	NIL	NIL
6.	Total No. of Students Passed With Grade 'C'	08	NIL	08
7.	Total No. of Students Passed With Grade 'D'	02	02	04
8.	Total No. of Students Passed With Grade 'E'	01	NIL	01
9.	No. of Students With ATKT	02	NIL	02
10.	No. of Students Failed	NA	NA	NA
11.	No. of Students whose Result is Reserved	02	01	03
12.	Pass Percentage With ATKT	NA	NA	NA
13.	Pass Percentage Without ATKT	86.66 %	100 %	88.88 %


**[II] Subject Wise Analysis:-**

Sr. No.	Subject	Total Pass	Result %
1.	Journalistic Laws & Ethics	17	94.44 %
2.	Internet & Global Issues	17	94.44 %
3.	Broadcast Journalism	17	94.44 %
4.	Business & Magazine Journalism	17	94.44 %
5.	News Media Management	17	94.44 %
6.	Contemporary Issues	16	88.88 %

**[III] Merit List:-**

Rank	Name	Roll No.	Total	%
I	NASKAR RIYA ASHOK SUMITA	62	380	63.33 %
II	YADAV BI9PIN DINESHCHANDRA SUNITA	28	372	62 %
III	PARAKH JYOTI PARAS MADHU	03	366	61 %

Co-ordinator 

Principal   
**PRINCIPAL**  
 Rajasthani Sammelan Education Trust  
 Ghanshyamdas Saraf College  
 Of Arts & Commerce



**RAJASTHANI SAMMELAN'S**  
**GHANSHYAMDAS SARAF COLLEGE OF ARTS & COMMERCE**  
 (Re-Accredited by NAAC with 'A' Grade)  
 Swami Vivekanand Road, Malad (West), Mumbai - 400 064

**RESULT STATISTICS**

**TYBMM - Advertising (SEMESTER VI) March, 2016**

**[I] Overall Analysis:-**

Sr. No.	PARTICULAR	FEMALE	MALE	TOTAL
1.	Total No. of Students	42	31	76
2.	Total No. of Students Appeared	42	28	73
3.	Total No. of Students Passed With Grade 'O'	-	-	-
4.	Total No. of Students Passed With Grade 'A'	2	1	3
5.	Total No. of Students Passed With Grade 'B'	8	3	11
6.	Total No. of Students Passed With Grade 'C'	14	12	26
7.	Total No. of Students Passed With Grade 'D'	09	06	15
8.	Total No. of Students Passed With Grade 'E'	1	1	2
9.	No. of Students Passed Without ATKT	34	23	57
10.	No. of Students Passed With ATKT	NA	NA	NA
11.	No. of Students Failed	2	5	7
12.	No. of Students whose Result is Reserved	04	05	09
13.	Pass Percentage With ATKT	NA	NA	NA
14.	Pass Percentage Without ATKT	80.95 %	82.14 %	78.08 %

**[II] Subject Wise Analysis:-**

Sr. No.	Subject	Total Pass	Result %
1.	Financial Mgmt for Mktg & Advertising	72/73	98.63 %
2.	Contemporary Issues	68/73	93.15 %
3.	Agency Management	72/73	98.63 %
4.	Advertising & Marketing Research	70/73	95.89 %
5.	Legal Environment & Advertising Ethics	71/73	97.26 %
6.	Direct Marketing	71/73	97.26 %

**[III] Merit List:-**

Rank	Name	Roll No.	Total	%
I	Jain Urvashi	5277	449	74.83
II	Kirtikar Darshan	5422	433	72.16
III	Jain Priya	5272	422	70.33

Course Co-ordinator

Principal   
**PRINCIPAL**

Rajasthani Sammelan Education Trust  
 Ghanshyamdas Saraf College  
 Of Arts & Commerce



Rajasthanl Sammelan's

GHANSHAYAMDAS SARAF COLLEGE OF ARTS AND COMMERCE

(RE-ACCREDITED BY NAAC WITH 'A' GRADE)

SWAMI VIVEKANAND ROAD ,MALAD (WEST) ,MUMBAI -400064

RESULT STATISTICS

Tybbm (Advertising) (SEMESTER V) October 2016

1) OVERALL ANALYSIS :

1.	TOTAL NO OF STUDENTS	103
2.	TOTAL NO OF STUDENT S APPEARED	102
3.	TOTAL NO OF STUDENTS PASSED WITH GRADE O(65% OR ABOVE)	0
4.	TOTAL NO OF STUDENTS PASSED WITH GRADE A(60% OR 64%)	07
5	TOTAL NO OF STUDENTS PASSED WITH GRADE B (55% TO 59%)	28
6	TOTAL NO OF STUDENTS PASSED WITH GRADE C(50%TO 54% )	23
7	TOTAL NO OF STUDENTS PASSED WITH GRADE D(45%TO 49% )	10
8	TOTAL NO OF STUDENTS PASSED WITH GRADE E(40%TO 44% )	-
9.	TOTAL NO OF STUDENTS PASSED WITH GRADE F(39.99 and below )	34
10.	University pass percentage	


2) SUBJECT WISE ANALYSIS :

SR. NO	SUBJECT	Total no of students appeared	TOTAL PASS	RESULT%
1.	Copy writing	101	99	98.1
2	Media planning and buying	102	81	79.4
3.	Consumer Behaviour	101	87	86.1
4.	Brand Building	101	86	85.1
5	Add Design	101	99	98.1
6	Adverting Contemporary Issues	101	88	87.1

3) MERIT LIST:

RANK	NAME	TOTAL	Marks obtained	%
1.	Jain Mahek	600	406	67.6
2.	Mainekaz Aman	600	405	67.5
3.	Meghna Agrawal	600	401	66.8

  
Course Coordinator

  
Principal  
**PRINCIPAL**  
Rajasthanl Sammelan Education Trust  
Ghanshyamdas Saraf College  
Of Arts & Commerce



Rajasthani Sammelan's

GHANSHAYAMDAS SARAF COLLEGE OF ARTS AND COMMERCE

(RE-ACCREDITED BY NAAC WITH 'A' GRADE)

SWAMI VIVEKANAND ROAD ,MALAD (WEST) ,MUMBAI -400064

RESULT STATISTICS

Tybbm (Journalism ) (SEMESTER V) October 2016

1) OVERALL ANALYSIS :

1.	TOTAL NO OF STUDENTS	26
2.	TOTAL NO OF STUDENT S APPEARED	25
3.	TOTAL NO OF STUDENTS PASSED WITH GRADE O(65% OR ABOVE)	1
4.	TOTAL NO OF STUDENTS PASSED WITH GRADE A(60% OR 64%)	05
5	TOTAL NO OF STUDENTS PASSED WITH GRADE B (55% TO 59%)	10
6	TOTAL NO OF STUDENTS PASSED WITH GRADE C(50%TO 54% )	4
7	TOTAL NO OF STUDENTS PASSED WITH GRADE D(45%TO 49% )	01
8	TOTAL NO OF STUDENTS PASSED WITH GRADE E(40%TO 44% )	-
9.	TOTAL NO OF STUDENTS PASSED WITH GRADE F(39.99 and below )	04
10.	University pass percentage	

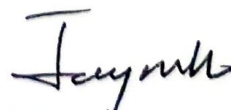
2) SUBJECT WISE ANALYSIS :

SR. NO	SUBJECT	Total no of students appeared	TOTAL PASS	RESULT%
1.	Reporting	25	22	88
2	Editing	25	24	96
3.	Journalism and Public Opinion	25	23	92
4.	Feature and Opinion	25	24	96
5	Indian regional Journalism	25	24	96
6	News making	25	25	100

3) MERIT LIST:

RANK	NAME	TOTAL	Marks obtained	%
1.	Khan Alisha	600	476	79.3
2.	Bokadia Priyasy	600	433	72.1
3.	Devika Agarwal	600	401	66.8

  
Course Coordinator

  
Principal  
**PRINCIPAL**  
Rajasthani Sammelan Education Trust  
Ghanshyamdas Saraf College  
Of Arts & Commerce



**RAJASTHANI SAMMELAN'S**  
**GHANSHYAMDAS SARAF COLLEGE OF ARTS & COMMERCE**  
Swami Vivekanand Road, Malad (West), Mumbai – 400 064

**Result Analysis of TYBMM Sem-VI Exam held in April 2017 (Advertising)**

Sr No	Particulars	
01	Total No of Students	104
02	Total No of Students Appeared	101
03	Total Number of Students Passed with O Grade	Nil
04	Total Number of Students Passed with A Grade	03
05	Total Number of Students Passed with B Grade	13
06	Total Number of Students Passed with C Grade	27
07	Total Number of Students Passed with D Grade	26
08	Total Number of Students Passed with E Grade	03
09	Total Number of Students Whose Results are in Reserve	06
10	Total Number of Students Passed	78
11	Total Number of Students Failed	23
12	Total Number of Students Passed with ATKT	101
13	Percentage of Passing	77.22%

**Subject wise Result Analysis TYBMM (Advertising):**

Sr No	Subject	Total No of Students	Total No. of Students Absent	Total No. of Students Appeared	Total No. of Students Passed	Total No. of Students Failed	Passing %
1	Financial Mgmt		03	98	89	09	90.81%
2	Direct Mktg		02	99	92	07	92.92%
3	Agency Mgmt		03	98	96	02	97.95%
4	Advt & Mktg Res		02	99	92	07	92.92%
5	Legal En & Ad Eth		02	99	95	04	95.95%
6	Cont Issues		04	97	87	10	89.69%
7	Digital Media		03	98	92	04	93.87%




**RAJASTHANI SAMMELAN'S**  
**GHANSHYAMDAS SARAF COLLEGE OF ARTS & COMMERCE**

Swami Vivekanand Road, Malad (West), Mumbai – 400 064

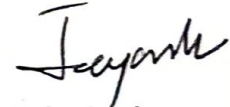
---

**Rank Holders:**

Rank	Name	Seat No	Total Marks (Out of 600)
I	MANIKAZ AMAN KASAM MANISHA	4659	514
II	AGRAWAL MEGHNA MANISH SINHA	3967	498
II	SHARMA EKTA SANJAY SARITA	5184	498
III	JAIN MAHEK MAHENDRA SUNITA	4410	487



**Course- Coordinator**



**Principal**  
**PRINCIPAL**

Rajasthani Sammelan Education Trust  
Ghanshyamdas Saraf College  
Of Arts & Commerce



**RAJASTHANI SAMMELAN'S**  
**GHANSHYAMDAS SARAF COLLEGE OF ARTS & COMMERCE**

Swami Vivekanand Road, Malad (West), Mumbai – 400 064

**Result Analysis of TYBMM Sem-VI (Journalism) of Exam held in April 2017**

Sr No	Particulars	
01	Total No of Students	26
02	Total No of Students Appeared	26
03	Total Number of Students Passed with O Grade	NIL
04	Total Number of Students Passed with A Grade	04
05	Total Number of Students Passed with B Grade	04
06	Total Number of Students Passed with C Grade	05
07	Total Number of Students Passed with D Grade	06
08	Total Number of Students Passed with E Grade	NIL
09	No of students whose result is held in Reserve	01
10	Total Number of Students Passed	20
11	Total Number of Students Failed	06
12	Percentage of Passing	76.92%

**Subject wise Result Analysis TYBMM (Journalism):**

Sr No	Subject	Total No of Students	Total No. of Students Absent	Total No. of Students Appeared	Total No. of Students Passed	Total No. of Students Failed	Passing %
1	Press Laws & Ethics	26	Nil	26	26	Nil	100%
2	Internet & Issues in Global Media	26	Nil	26	20	06	76.92%
3	Broadcast Journalism	26	01	25	23	02	92%
4	Business & Magazine Journalism	26	Nil	26	26	Nil	100%
5	News Media Mgmt	26	Nil	26	25	01	96.15%
6	Contemporary Issues	26	Nil	26	23	03	88.46%
7	Digital Media	26	Nil	26	26	Nil	100%



RAJASTHANI SAMMELAN'S  
**GHANSHYAMDAS SARAF COLLEGE OF ARTS & COMMERCE**  
Swami Vivekanand Road, Malad (West), Mumbai - 400 064

---

**Rank Holders:**

Rank	Name	Seat No	Total Marks (Out of 600)
I	KHAN ALISHA SHAMIM HAZRA	5557	539
II	BOKADIA PRIYASY RAJKUMAR MEENA	5483	479
III	AGARWAL DEVIKA DILAP SANGEETA	5453	469



Course- Coordinator



Principal  
**PRINCIPAL**

Rajasthan Education Trust  
Ghanshyamdas Saraf College  
Of Arts & Commerce



RAJASTHANI SAMMELAN'S  
GHANSHYAMDAS SARAF COLLEGE OF ARTS & COMMERCE  
(Re-Accredited by NAAC with 'A' Grade)  
Swami Vivekanand Road, Malad (West), Mumbai - 400 064

**RESULT STATISTICS**  
**TYBMM (SEMESTER V) November, 2017**

**[I] Overall Analysis:-**


Sr. No.	PARTICULAR	FEMALE	MALE	TOTAL
1.	Total No. of Students	72	53	125
2.	Total No. of Students Appeared	72	53	125
3.	Total No. of Students Passed With Grade 'O'	01	00	01
4.	Total No. of Students Passed With Grade 'A'	21	07	28
5.	Total No. of Students Passed With Grade 'B'	20	14	34
6.	Total No. of Students Passed With Grade 'C'	12	07	19
7.	Total No. of Students Passed With Grade 'D'	02	07	09
8.	Total No. of Students Passed With Grade 'E'	00	00	00
9.	No. of Students Passed Without ATKT	56	35	91
10.	No. of Students Passed With ATKT	16	18	34
11.	No. of Students Failed	0	0	0
12.	Pass Percentage With ATKT	100	100	100
13.	Pass Percentage Without ATKT	77.77	66.03	72.8

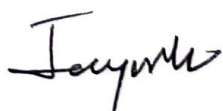
**[II] Subject Wise Analysis:-**

Sr. No.	Subject	Total Pass	Result %
1.	Copy Writing	118	94.4%
2.	Media Planning & Buying	119	95.2%
3.	Consumer Behavior	115	92%
4.	Brand Building	116	92.8%
5.	Advt. in Cont. Soc.	113	90.4%
6.	Ad. Design	106	84.8%

**[III] Merit List:-**

Rank	Name	Seat No.	Total	%
I	Raj Tanya Rajni Kant Meera Gupta	2151	453	75.5%
II	Shaikh Almas Anwar Hussain Yasmeeen	2336	433	72.16%
III	Meshram Urvi Jayant Megha	4579	424	70.6%

  
Course Co-ordinator

  
Principal  
**PRINCIPAL**  
Rajasthan Education Trust  
Ghanshyamdas Saraf College  
Of Arts & Commerce



**RAJASTHANI SAMMELAN'S**  
**GHANSHYAMDAS SARAF COLLEGE OF ARTS & COMMERCE**  
(Re-Accredited by NAAC with 'A' Grade)  
Swami Vivekanand Road, Malad (West), Mumbai - 400 064

**RESULT STATISTICS**  
**TYBMM (SEMESTER V) November, 2017**

**[I] Overall Analysis:-**

Sr. No.	PARTICULAR	FEMALE	MALE	TOTAL
1.	Total No. of Students	11	03	14
2.	Total No. of Students Appeared	11	03	14
3.	Total No. of Students Passed With Grade 'O'	00	00	00
4.	Total No. of Students Passed With Grade 'A'	05	00	05
5.	Total No. of Students Passed With Grade 'B'	03	00	03
6.	Total No. of Students Passed With Grade 'C'	02	01	03
7.	Total No. of Students Passed With Grade 'D'	00	00	00
8.	Total No. of Students Passed With Grade 'E'	00	00	00
9.	No. of Students Passed Without ATKT	10	01	11
10.	No. of Students Passed With ATKT	01	02	03
11.	Pass Percentage With ATKT	100	100	100
12.	Pass Percentage Without ATKT	71.4	7.1	78.5

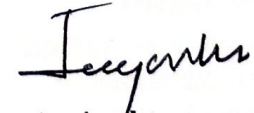
**[II] Subject Wise Analysis:-**

Sr. No.	Subject	Total Pass	Result %
1.	Reporting	14	100%
2.	Editing	12	85.71%
3.	Jour & PO	14	100%
4.	Feature & OP	12	85.71
5.	Indian Regional Journalism	13	92.8%
6.	Newspaper & Magazine making	14	100%

**[III] Merit List:-**

Rank	Name	Seat No.	Total	%
I	Choudhary Chhaya Nekram ChandraKala	4763	440	73.33%
II	Patel Naitri AshvinKumar Deepika	2834	429	71.5%
III	Thadani Megha Dilip Vinisha	2915	426	71%

  
Co-ordinator

  
Principal  
**PRINCIPAL**  
Rajasthan Sammelan Education Trust  
Ghanshyamdas Saraf College  
Of Arts & Commerce



RAJASTHANI SAMMELAN'S

## GHANSHYAMDAS SARAF COLLEGE OF ARTS & COMMERCE

(RE-ACCREDITED BY NAAC WITH 'A' GRADE)

SWAMI VIVEKANAND ROAD, MALAD WEST, MUMBAI -400 064

### RESULT ANALYSIS

#### TYBMM SEM-VI EXAM HELD IN APRIL 2018 (ADVERTISING)

Sr No	Particulars	
01	Total No of Students	117
02	Total No of Students Appeared	116
03	Total Number of Students Passed with O Grade	nil
04	Total Number of Students Passed with A Grade	03
05	Total Number of Students Passed with B Grade	30
06	Total Number of Students Passed with C Grade	41
07	Total Number of Students Passed with D Grade	18
08	Total Number of Students Passed with E Grade	nil
09	Total Number of Students Whose Results are in Reserve	04
10	Total Number of Students Passed	96
11	Total Number of Students Failed	20
12	Total Number of Students Passed with ATKT	NA
13	Percentage of Passing	


#### Subject wise Result Analysis TYBMM (Advertising):

Sr No	Subject	Total No of Students	Total No. of Students Absent	Total No. of Students Appeared	Total No. of Students Passed	Total No. of Students Failed	Passing %
1	Financial Mgmt	117	05	112	107	05	95.53%
2	Direct Mktg	117	02	115	115	nil	100%
3	Agency Mgmt	117	01	116	113	03	97.41%
4	Advt & Mktg Res	117	01	116	112	04	96.55%
5	Legal En & Ad Eth	117	nil	117	115	02	98.29%
6	Cont Issues	117	03	114	108	06	94.73%
7	Digital Media	117	02	115	113	02	98.29%

#### Rank Holders:

Rank	Name	Seat No	Total Marks (Out of 600)
I	Patodia Abhishek Sandeep Madhu	1971	527
II	Chawla Priyanka Navin Rita	4343	523
III	Raj Tanya Rajinikand Meera Gupta	2028	519
III	Shaikh Almas Anwar Hussain Yasmeen	2213	519

  
COORDINATOR

  
PRINCIPAL  
PRINCIPAL  
Rajasthani Sammelan Education Trust  
Ghanshyamdass Saraf College  
Of Arts & Commerce



**RAJASTHANI SAMMELAN'S**  
**GHANSHYAMDAS SARAF COLLEGE OF ARTS & COMMERCE**

(RE-ACCREDITED BY NAAC WITH 'A' GRADE)

SWAMI VIVEKANAND ROAD, MALAD WEST, MUMBAI -400 064

**RESULT ANALYSIS**

**TYBMM Sem-VI (Journalism) of Exam held in April 2018**

Sr No	Particulars	
01	Total No of Students	
02	Total No of Students Appeared	15
03	Total Number of Students Passed with O Grade	14
04	Total Number of Students Passed with A Grade	Nil
05	Total Number of Students Passed with B Grade	03
06	Total Number of Students Passed with C Grade	03
07	Total Number of Students Passed with D Grade	04
08	Total Number of Students Passed with E Grade	Nil
09	No of students whose result is held in Reserve	Nil
10	Total Number of Students Passed	01
11	Total Number of Students Failed	11
12	Percentage of Passing	03

**Subject wise Result Analysis TYBMM (Journalism):**

Sr No	Subject	Total No of Students	Total No. of Students Absent	Total No. of Students Appeared	Total No. of Students Passed	Total No. of Students Failed	Passing %
1	Press Laws & Ethics	15	01	14	14	Nil	100%
2	Internet & Issues in Global Media	15	01	13	13	Nil	100%
3	Broadcast Journalism	15	01	13	12	01	92.30%
4	Business & Magazine Journalism	15	01	14	14	Nil	100%
5	News Media Mgmt	15	01	13	12	01	92.30%
6	Contemporary Issues	15	01	14	14	Nil	100%
	Digital Media	15	01	14	14	Nil	100%

**Rank Holders:**

Rank	Name	Seat No	Total Marks (Out of 600)
I	Choudhary Chhaya Nekram Chndrakala	4669	488
II	Chauhan Hricha Styendra Singh Reno	4667	480
III	Thadani Megha Dilip Vinisha		

*[Signature]*  
COORDINATOR

*[Signature]*  
PRINCIPAL  
**PRINCIPAL**  
 Rajasthani Sammelan Education Trust  
 Ghanshyamdas Saraf College  
 Of Arts & Commerce

**RAJASTHANI SAMMELAN'S**  
**GHANSHYAMDAS SARAF COLLEGE OF ARTS & COMMERCE**  
 (Re-Accredited by NAAC with 'A' Grade)  
 Swami Vivekanand Road, Malad (West), Mumbai - 400 064

**RESULT STATISTICS**  
**TYBMM (SEMESTER V) (Advertising) November, 2018**

**(I) Overall Analysis:-**

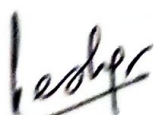
Sr. No.	PARTICULARS	FEMALE	MALE	TOTAL
1.	Total No. of Students			
2.	Total No. of Students Appeared	62	50	112
3.	Total No. of Students Passed With Grade 'O'	NIL	NIL	NIL
4.	Total No. of Students Passed With Grade 'A'	16	03	19
5.	Total No. of Students Passed With Grade 'B'	38	29	67
6.	Total No. of Students Passed With Grade 'C'	05	05	10
7.	Total No. of Students Passed With Grade 'D'	01	00	01
8.	Total No. of Students Passed With Grade 'E'	00	00	00
9.	No. of Students Passed Without ATKT	59	37	96
10.	No. of Students Passed With ATKT	03	13	16
11.	No. of Students Failed	NIL	NIL	NIL
12.	Pass Percentage With ATKT	100%	100%	100%
13.	Pass Percentage Without ATKT	95.16%	74%	85.71%

**(II) Subject Wise Analysis:-**

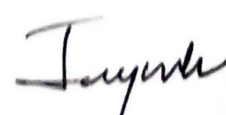
Sr. No.	Subject	Total Pass	Result %
1.	Copy Writing	109	97.32%
2.	Media Planning & Buying	108	96.40%
3.	Consumer Behavior	105	93.75%
4.	Brand Building	108	96.40%
5.	Advertising in Contemporary Society	107	95.50%
6.	Ad Design	109	97.32%

**(III) Merit List:-**

Rank	Name	Seat No.	Total	%
I	JANGID MAHIMA AMAR SHARDA	5003284	425	70.83%
II	MISTRY PALAK KALPESH AMISHA	5003429	418	69.66%
III	GARG SAKSHI SUNIL ALKA	5003219	415	69.16%



Course Co-ordinator



**PRINCIPAL**

Rajasthani Sammelan Education Trust  
 Ghanshyamdass Saraf College  
 Of Arts & Commerce



**RAJASTHANI SAMMELAN'S**  
**GHANSHYAMDAS SARAF COLLEGE OF ARTS & COMMERCE**  
 (Re-Accredited by NAAC with 'A' Grade)  
 Swami Vivekanand Road, Malad (West), Mumbai - 400 064

**RESULT STATISTICS**  
**TYBMM (SEMESTER V) (Journalism) November, 2018**

**[I] Overall Analysis:-**


Sr. No.	PARTICULAR	FEMALE	MALE	TOTAL
1.	Total No. of Students	14	08	22
2.	Total No. of Students Appeared	14	08	22
3.	Total No. of Students Passed With Grade 'O'	NIL	NIL	NIL
4.	Total No. of Students Passed With Grade 'A'	02	01	03
5.	Total No. of Students Passed With Grade 'B'	05	04	09
6.	Total No. of Students Passed With Grade 'C'	04	02	06
7.	Total No. of Students Passed With Grade 'D'	NIL	NIL	NIL
8.	Total No. of Students Passed With Grade 'E'	NIL	NIL	NIL
9.	No. of Students Passed Without ATKT	11	06	17
10.	No. of Students Passed With ATKT	03	02	05
11.	No. of Students Failed	NIL	NIL	NIL
12.	Pass Percentage With ATKT	100%	100%	100%
13.	Pass Percentage Without ATKT	78.57%	75%	77.27%

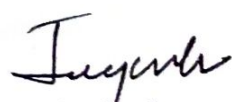
**[II] Subject Wise Analysis:-**

Sr. No.	Subject	Total Pass	Result %
1.	Reporting	21	95.45%
2.	Editing	19	86.36%
3.	Jour & PO	21	95.45%
4.	Feature & OP	22	100%
5.	Indian Regional Journalism	22	100%
6.	Newspaper & Magazine making	22	100%

**[III] Merit List:-**

Rank	Name	Seat No.	Total	%
I	SHARMA PRERNA OMPRAKASH RANJU	5003903	409	68.16%
II	BARRETTO STELLA HARRY SHERLYN	5003804	408	68%
III	SIDDIQUE MOHAMMED HADEES MOHAMMED NAZIF AMEENA BE	5003914	386	64.33%

  
 Co-ordinator

  
**Principal**  
**PRINCIPAL**  
 Rajasthani Sammelan Education Trust  
 Ghanshyamdas Saraf College  
 Of Arts & Commerce

**RAJASTHANI SAMMELAN'S**  
**GHANSHYAMDAS SARAF COLLEGE OF ARTS & COMMERCE**  
 (Re-Accredited by NAAC with 'A' Grade)  
 Swami Vivekanand Road, Malad (West), Mumbai - 400 064

**RESULT STATISTICS**  
**TYBMM (Advt) (SEMESTER 6) APRIL 2019**

**[I] Overall Analysis:-**


Sr. No.	PARTICULARS	TOTAL
1.	Total No. of Students	
2.	Total No. of Students Appeared	108
3.	Total No. of Students Passed With Grade 'O'	00
4.	Total No. of Students Passed With Grade 'A'	10
5.	Total No. of Students Passed With Grade 'B'	67
6.	Total No. of Students Passed With Grade 'C'	08
7.	Total No. of Students Passed With Grade 'D'	00
8.	Total No. of Students Passed With Grade 'E'	00
9.	No. of Students Failed	14
10.	No of Students whose result is held in Reserve	09
11.	Pass Percentage	87.03


**[II] Subject Wise Analysis:-**

Sr. No.	Subject	Total Pass	Result %
1.	Fin Mgmt for Mktg & Advt	107	99.07
2.	Direct Mktg	108	100
3.	Agency Mgmt	104	96.29
4.	Advt & Mktg Research	104	96.29
5.	Legal Envt & Ad Ethics	105	97.22
6.	Contemporary Issues	104	96.29
7.	Digital Media	107	99.07

**[III] Merit List:-**

Rank	Name	Seat No.	Total	%
I	SANJANA SRIVATSAN V SUJATHA	4035334	542	77.42
I	AGARWAL AYUSHI RUPESH NEELAM	4035344	542	77.42
I	JANGID MAHIMA AMAR SHARDA	4035598	542	77.42
II	SARAF SHRUTI RAMESH KIRAN	4035942	521	74.42
III	GARG SAKSHI SUNIL ALKA	4035525	516	73.71

  
 Course Co-ordinator

  
 Principal  
**PRINCIPAL**  
 Rajasthani Sammelan Education Trust  
 Ghanshyamdas Saraf College  
 Of Arts & Commerce



**RAJASTHANI SAMMELAN'S**  
**GHANSHYAMDAS SARAF COLLEGE OF ARTS & COMMERCE**  
 (Re-Accredited by NAAC with 'A' Grade)  
 Swami Vivekanand Road, Malad (West), Mumbai - 400 064

**RESULT STATISTICS**  
**TYBMM (Jour) (SEMESTER 6) April 2019**

**[I] Overall Analysis:-**

Sr. No.	PARTICULAR	TOTAL
1.	Total No. of Students	21
2.	Total No. of Students Appeared	00
3.	Total No. of Students Passed With Grade 'O'	02
4.	Total No. of Students Passed With Grade 'A'	14
5.	Total No. of Students Passed With Grade 'B'	02
6.	Total No. of Students Passed With Grade 'C'	00
7.	Total No. of Students Passed With Grade 'D'	00
8.	Total No. of Students Passed With Grade 'E'	01
9.	No. of Students Failed	02
10.	No of Students whose result is held in Reserve	95.23
11.	Pass Percentage	


**[II] Subject Wise Analysis:-**

Sr. No.	Subject	Total Pass	Result %
1.	Press Laws & Ethics	20	95.23
2.	Issues in Global Media	21	100
3.	Broadcast Journalism	21	100
4.	Business & Mag Jour	21	100
5.	News Media Mgmt	21	100
6.	Contemporary Issues	21	100
7.	Digital Media	21	100

**[III] Merit List:-**

Rank	Name	Seat No.	Total	%
I	RAO KRITIKA MANJUNATH PRIYA	4036251	491	70.14
II	PATHAK BRIJESH RAJESH MEERA	4036244	489	69.85
III	MATHUR SONAL ATUL SONI	4036219	480	68.57

  
 Co-ordinator

  
 Principal  
**PRINCIPAL**  
 Rajasthani Sammelan Education Trust  
 Ghanshyamdas Saraf College  
 Of Arts & Commerce

RAJASTHANI SAMMELAN'S  
**GHANSHYAMDAS SARAF COLLEGE OF ARTS & COMMERCE**

(Re-Accredited by NAAC with 'A' Grade)

Swami Vivekanand Road, Malad (West), Mumbai - 400 064

**Result Analysis**

**M.A. (C&J) - Semester III - October 2015**

**[I] Overall Analysis:**

No. Of Students	18
No. Of Students Appeared	18
No. Of Students in A Grade	2
No. Of Students in B Grade	3
No. Of Students in C Grade	3
No. Of Students in D Grade	3
No. Of Students in E Grade	1
No. Of Students in ATKT	06

**[II] Subject wise Analysis**

Sr. No	Subject	Total Passed	Percentage (%)
1	Ethics	15	83.33
2	Advanced Media Research	16	88.88
3	Introduction to Media Production	14	77.77
4	New Media	14	77.77

**[III] Merit List**

Sr.No.	Seat No.	Name	Total	GPA
1	1952	Kapadia Simmi	247	6.00
2	2004	Vaishnav Shrya	264	6.00
3	1934	Chauhan Priyanka	248	5.75



**Course Coordinator**



**Principal**



RAJASTHANI SAMMELAN'S  
**GHANSHYAMDAS SARAF COLLEGE OF ARTS & COMMERCE**

(Re-Accredited by NAAC with 'A' Grade)

Swami Vivekanand Road, Malad (West), Mumbai – 400 064

**Result Analysis**

**M.A. (C&J) – Semester IV – April 2016**

**[I] Overall Analysis:**

No. Of Students	16
No. Of Students Appeared	12
No. Of Students in O Grade	5
No. Of Students in A Grade	7
No. Of Students in C Grade	NIL
No. Of Students in D Grade	NIL
No. Of Students in E Grade	NIL
No. Of Students in ATKT	NIL

**[III] Merit List**

Sr.No.	Seat No	Name	Total	GPA
1	Pinto Rachel	687	145	7.00
2	Chauhan Priyanka	652	142	7.00
3	Sharma Surbhi	711	142	7.00
4	Gupta Poonam	663	141	7.00

  
**Course Coordinator**

  
**Principal**

**RESULT STATISTICS**

**M.A.(C&J) Semester III December 2016**

**[I] Overall Analysis:-**

PARTICULARS	TOTAL
No. Of Students	14
No. Of Students Appeared	13
No. Of Students Passed	06
No. Of Students in O Grade	02
No. Of Students in A Grade	00
No. Of Students in B Grade	02
No. Of Students in C Grade	01
No. Of Students in D Grade	00
No. Of Students in ATKT	07

**[II] Subject wise Analysis:**

Sr.No.	Subject	Appeared	Passed	Percentage
1	Ethics	13	13	100%
2	Advanced Media Research	13	10	76.92%
3	Intro to Media Production	13	11	84.61%
4	New Media	13	10	76.92%

**[III] Merit List:**

Sr.No.	Seat No.	Name	Grade	CG
1	6549	Manpreet Bhamra	O	7.00
2	6607	Geeta Sharma	O	7.00
3	6571	Akash Jaiswal	B	5.75

  
**Course Coordinator**

  
**Principal**



RAJASTHANI SAMMELAN'S

GHANSHYAMDAS SARAF COLLEGE OF ARTS & COMMERCE

(Re-Accredited by NAAC with 'A' Grade)

Swami Vivekanand Road, Malad (West), Mumbai – 400 064

RESULT STATISTICS

**M.A. (C&J) – Semester IV May 2017**

**[I] Overall Analysis:-**

PARTICULARS	Total
No. Of Students	11
No. Of Students Appeared	11
No. Of Students Passed	10
No. Of Students Absent	01
No. Of Students in O Grade	05
No. Of Students in A Grade	05
No. Of Students in B Grade	00
No. Of Students in C Grade	00
No. Of Students in D Grade	00
No. Of Students in ATKT	00

**[II] Merit List:**

Sr.No.	Seat No.	Name	Grade	CG
1	2630	Geeta Sharma	O	7.00
2	2569	Manpreet Bhumra	O	7.00
3	2590	Akash Jaiswal	O	7.00



Course Coordinator



Principal

RAJASTHANI SAMMELAN'S  
**GHANSHYAMDAS SARAF COLLEGE OF ARTS & COMMERCE**  
(Re-Accredited by NAAC with 'A' Grade)  
Swami Vivekanand Road, Malad (West), Mumbai – 400 064

**RESULT STATISTICS**

**M.A. (C&J) – Semester III November 2017**

**[I] Overall Analysis:-**

PARTICULARS	Total
No. Of Students	15
No. Of Students Appeared	15
No. Of Students in O Grade	03
No. Of Students in A+ Grade	05
No. Of Students in A Grade	03
No. Of Students in B+ Grade	01
No. Of Students in B Grade	NIL
No. Of Students in C Grade	NIL
No. Of Students in ATKT	03

**[II] Subject wise Analysis**

Sr.No	Subject	Total Passed	Result (%)
1.	Public Relation in Private  & Public Sector	15	100
2.	Cultural Studies & Media	14	93.33
3.	Political Communication	12	80
4.	Audio Video Production	15	100
5.	Digital Media Marketing	15	100

**[III] Merit List:**

Sr.No.	Seat No.	Name	Total	GPA
1	610	Tiwari Seema	350	8.40
2	600	Churi Jui	335	8.20
3	599	Chauhan Pandya	257	8.20

  
Course Coordinator

  
Principal



RAJASTHANI SAMMELAN'S  
**GHANSHYAMDAS SARAF COLLEGE OF ARTS & COMMERCE**

(Re-Accredited by NAAC with 'A' Grade)

Swami Vivekanand Road, Malad (West), Mumbai - 400 064

**Result Analysis**

M.A. (C&J) - Semester IV - April 2018

**[I] Overall Analysis:**

No. Of Students	15
No. Of Students Appeared	15
No. Of Students Passed	14
No. Of Students in O Grade	12
No. Of Students in A Grade	01
No. Of Students in B Grade	01
No. Of Students in C Grade	00
No. Of Students in D Grade	00
No. Of Students in ATKT	01

**[II] Subject wise Analysis**

Sr. No	Subject	Appeared	Passed	Percentage
1	Social Science Research	15	14	93.33%
2	Perspectives on Communication	15	15	100%

**[III] Merit List**

Sr.No.	Seat No.	Name	Grade	CG
1	1057	JuiChuri	O	9.18
2	1121, 1061 & 1077	Seema Tiwari, OshinFernandes, Sanika Kulkarni	O	8.91
3	1047 & 1056	Aditi Banerjee & Padmaja Chavan	O	8.36

**Overall Merit List**

Sr. No	Seat No.	Name	CGPA
1	1121	Seema Tiwari	8.32
2	1057	JuiChuri	8.14
3	1067 & 1077	OshinFernandes & Sanika Kulkarni	7.90

  
**Course Coordinator**

  
**Principal**

**RAJASTHANI SAMMELAN'S**  
**GHANSHYAMDAS SARAF COLLEGE OF ARTS & COMMERCE**  
(Re-Accredited by NAAC with 'A' Grade)  
Swami Vivekanand Road, Malad (West), Mumbai – 400 064

**RESULT STATISTICS**  
**MACJ (SEMESTER III) Nov 2018**

**[I] Overall Analysis:-**

Sr. No.	PARTICULAR	TOTAL
1.	Total No. of Students	12
2.	Total No. of Students Appeared	12
3.	Total No. of Students Passed With Grade 'O'	0
4.	Total No. of Students Passed With Grade 'A+'	1
5.	Total No. of Students Passed With Grade 'A'	2
6.	Total No. of Students Passed With Grade 'B+'	1
7.	Total No. of Students Passed With Grade 'B'	4
8.	Total No. of Students Passed With Grade 'C'	0
9.	Total No. of Students Passed With Grade 'D'	0
10.	Total No. of Students Passed With Grade 'E'	0
11.	No. of Students Passed Without ATKT	8
12.	No. of Students Passed With ATKT	4
13.	No. of Students Failed	0
14.	Pass Percentage With ATKT	33.33
15.	Pass Percentage Without ATKT	66.66

**[II] Subject Wise Analysis:-**

Sr. No.	Subject	Total Pass	Result %
1.	Digital Media Marketing	11	91.66
2.	Public Relations	12	100
3.	Media Management	9	75
4.	Religion Culture and Comm	11	91.66
5.	Family Communication	12	100

**[III] Merit List:-**

Rank	Name	Seat No.	Total	%
I	Alisha Khan	591	9	70-80
II	Miheer Shetty	594	8.20	60-70
III	Shivani Pandey	592	8	60-70

  
Co-ordinator

  
Principal



RAJASTHANI SAMMELAN'S  
**GHANSHYAMDAS SARAF COLLEGE OF ARTS & COMMERCE**  
(Re-Accredited by NAAC with 'A' Grade)  
Swami Vivekanand Road, Malad (West), Mumbai - 400 064

**Result Analysis**

**M.A. (C&J) - Semester IV - April 2019**

**[I] Overall Analysis:**

No. Of Students	13
No. Of Students Appeared	13
No. Of Students Passed	12
No. Of Students in O Grade	NIL
No. Of Students in A Grade	02
No. Of Students in B Grade	06
No. Of Students in C Grade	NIL
No. Of Students in D Grade	NIL
No. Of Students in ATKT	01

**[II] Subject wise Analysis**

Sr. No	Subject	Appeared	Passed	Percentage
1	Social Science Research	13	12	92.30
2	Perspectives on Communication	13	12	92.30
3	Dissertation	13	13	100

**[III] Merit List**

Sr.No.	Seat No.	Name	Total	GPA
1	4577	Pandey Shivani	209	8.73
2	4590	Shetty Mihir	202	8.27
3	4567	Khan Alisha	188	7.81

  
**Course Coordinator**

  
**Principal**

Program	Year Of Admission	Sem	Date Of Exam	No of Students Appeared for Exams	T1 = O+A+B %	T2 = C+D+E+ ATK T %	T3 = Outright Failures %
BAFTNMP	2014 - 15	I	Oct'14	73	11	89	0
		II	Apr'15	73	1	58	18
		III	Oct'15	60	15	85	0
		IV	2 - 7 April 16	60	47	50	3
		V	9 - 16 Nov 16	56	Results Awaited		
	2015 - 16	I	16 - 21 Oct 15	74	15	85	0
		II	2 - 7 April 16	74	43	46	11
		III	5 - 10 Oct 16	66	59	41	0
	2016 - 17	I	9 - 16 Nov 16	72	Results Awaited		
BMM	2014 - 15	I	Oct-14	144	21	79	0
		II	Mar-15	144	5	44	51
		III	Oct-15	126	29	71	0
		IV	Mar-16	126	28	66	6
		V	Oct'16	130	Results Awaited		
	2015 - 16	I	16 - 21 Oct 15	150	12	88	0
		II	Mar-16	150	17	71	12
		III	Sep-16	142	20	80	0
	2016 - 17	I	21-Nov-16	138	Results Awaited		
MACJ	2015 - 16	III	Dec'15	17	29	76	0
		IV	May'16	16	50	19	31



Program	Year Of Admission	Sem	Date Of Exam	No of Students Appeared for Exams	T1 = O+A+B %	T2 = C+D+E+ ATK %	T3 = Outright Failures %
	2015 - 16	I	Dec-15	13	23	77	0
		II	May'16	17	18	82	0
		III	Nov'16	17	Results Awaited		
					Results Awaited		
	2016 - 17	I	8 - 16 Nov 16	17	Results Awaited		
MAFTNMP	2014 - 15	I	Dec'14	8	63	38	0
		II	Apr'15	8	50	25	25
		III	24 - 30 Oct 2015	6	67	33	0
		IV	10 - 16 May 16	6	83	17	0
	2015 - 16	I	1 - 7 Dec 16	28	54	39	7
		II	4 - 11 Apr 16	24	63	38	0
		III	8 - 16 Nov 16	22	Results Awaited		
	2016 - 17	I	9 - 16 Nov 16	20	Results Awaited		
PGDM	2015 - 16	TRI I	26 Oct - 3 Nov 16	21	95	0	0
		TRI II	8 - 15 Feb 16	21	90	5	5
		TRI III	18 - 26 Apr 16	21	95	0	0
		TRI IV	21 - 29 Nov 16	20	Results Awaited		
	2016 - 17	TRI I	19 - 26 Oct 16	39	Results Awaited		

Course Coordinator

Principal

**RAJASTHANI SAMMELAN'S**  
**GHANSHYAMDAS SARAF COLLEGE OF ARTS & COMMERCE**  
 (Re-Accredited by NAAC with 'A' Grade)  
 Swami Vivekanand Road, Malad (West), Mumbai - 400 064

**RESULT STATISTICS**  
**MAFTNMP (SEMESTER III) October, 2016**

**[I] Overall Analysis:-**

Sr. No.	PARTICULARS	TOTAL
1.	Total No. of Students	22
2.	Total No. of Students Appeared	22
3.	Total No. of Students Passed With Grade 'O'	01
4.	Total No. of Students Passed With Grade 'A+'	00
5.	Total No. of Students Passed With Grade 'A'	13
6.	Total No. of Students Passed With Grade 'B+'	00
7.	Total No. of Students Passed With Grade 'B'	05
8.	Total No. of Students Passed With Grade 'C'	00
9.	No. of Students Passed Without ATKT	18
10.	No. of Students Passed With ATKT	04
11.	No. of Students Failed	00
12.	Pass Percentage With ATKT	100%
13.	Pass Percentage Without ATKT	81.18%

**[II] Subject Wise Analysis:-**

Sr. No.	Subject	Total Pass	Result %
1.	Sound & SFX	21	95.45%
2.	Post Production & Computer Graphics-II	21	95.45%
3.	Cinematography-II	20	90.90%
4.	Direction for Films	22	100%
5.	VFX & Compositing	22	100%
6.	Practical Film Making II	21	95.45%

**[III] Merit List:-**

Rank	Name	Seat No.	Total	GPA
I	Jain Aman Parveen	5759	431	7.00
II	Dubey Moulshree Pankaj	5756	426	6.83
III	Garge Juilee Ashutosh	5757	426	6.67

  
 Course Co-ordinator

  
 Principal



RAJASTHANI SAMMELAN'S  
**GHANSHYAMDAS SARAF COLLEGE OF ARTS & COMMERCE**  
(Re-Accredited by NAAC with 'A' Grade)  
Swami Vivekanand Road, Malad (West), Mumbai – 400 064

**RESULT ANALYSIS**  
**MAFTNMP SEMESTER : IV**  
**ACADEMIC YEAR 2016-17 (REG)**

**[I] Overall Analysis:**

No of Students	22
No of Students Appeared	22
No of Students Passed	12
No of Students in "O" Grade	00
No of Students in "A" Grade	02
No of Students in "B" Grade	06
No of Students in "C" Grade	04
No of Students in "D" Grade	00
No of Students in ATKT	10

**[II] Subject wise Analysis – Theory & Practical**

Sr No	Subject	Appeared	Passed	Percentage
1	Media Theory & Criticism	22	15	68.18%
2	Business ethics & Legal Environment	22	18	81.81%
3	Project Management	22	22	100%
4	Perspective Media Business	22	22	100%
5	Marketing & Publicity Design	22	22	100%
6	Practical Film Making IV	22	22	100%

  
**Course Coordinator**

  
**Principal**

**Result Analysis**

**M.A.FTNMP – Semester III – November 2017  
Academic Year - 2017-18**

No. Of Students	17
No. Of Students Appeared	17
No. Of Students Passed	15
No. Of Students in O Grade	6
No. Of Students in A+ Grade	6
No. Of Students in A Grade	2
No. Of Students in B+ Grade	1
No. Of Students in B Grade	0
No. Of Students in C Grade	0
No. Of Students in D Grade	0
No. Of Students in ATKT	2

**Subject wise Analysis**

Sr. No	Subject	Appeared	Passed	Percentage
1	Web Production and Programming	17	16	94%
2	Visual Communication	17	15	88%
3	Electronic Media Criticism	17	16	94%
4	Media Economics	17	16	94%
5	Laws related to Film, TV and Internet	17	16	94%

**Merit List**

Sr.No.	Seat No.	Name	Grade	CG
1	466	Chaudhari Abhishek Anil Archana	O	8.80
2	465 & 475	Kulkarni Rugved Krupa & Pandey Jyoti Bholadatt Tara	O	8.20
3	476 & 470 & 480	Rasam Pankaj Dattaram Shraddha & Kamble Kabeer Ramesh Abhinaya & Singh Mayuri Kavindra Lal Mani	O	8.00

  
Course Coordinator

  
Principal



**Result Analysis**

M.A.FTNMP - Semester IV  
Academic Year - 2017-18

No. Of Students	17
No. Of Students Appeared	17
No. Of Students Passed	15
No. Of Students in O Grade	0
No. Of Students in A+ Grade	5
No. Of Students in A Grade	9
No. Of Students in B+ Grade	1
No. Of Students in B Grade	0
No. Of Students in C Grade	0
No. Of Students in D Grade	0
No. Of Students in ATKT	2

**Subject wise Analysis**

Sr. No	Subject	Appeared	Passed	Percentage
1	Perspectives in Media Business	17	16	94%
2	Marketing & Publicity Design	17	15	88%
3	Practical Film Making	17	17	100%

**Merit List**

Sr.No.	Seat No.	Name	Grade	CG
1	1352	Abhishek Chaudhari	A+	7.82
2	1361	Jyoti Pandey	A+	7.82
3	1360	Hardik Padhiyar	A+	7.55

  
Course Coordinator

  
Principal

**RAJASTHANI SAMMELAN'S**  
**GHANSHYAMDAS SARAF COLLEGE OF ARTS & COMMERCE**  
 (Re-Accredited by NAAC with 'A' Grade)  
 Swami Vivekanand Road, Malad (West), Mumbai - 400 064

**RESULT STATISTICS**  
**MAFTNMP (SEMESTER III) November, 2018**

**[I] Overall Analysis:-**


Sr. No.	PARTICULAR	TOTAL
1.	Total No. of Students	14
2.	Total No. of Students Appeared	14
3.	Total No. of Students Passed With Grade 'O'	00
4.	Total No. of Students Passed With Grade 'A'	00
5.	Total No. of Students Passed With Grade 'B'	02
6.	Total No. of Students Passed With Grade 'C'	03
7.	Total No. of Students Passed With Grade 'D'	02
8.	Total No. of Students Passed With Grade 'E'	00
9.	No. of Students Passed Without ATKT	07
10.	No. of Students Passed With ATKT	07
11.	No. of Students Failed	00
12.	Pass Percentage With ATKT	100%
13.	Pass Percentage Without ATKT	50%

**[II] Subject Wise Analysis:-**

Sr. No.	Subject	Total Pass	Result %
1.	Web Production & Programming	13	92.85%
2.	Visual Communication	09	64.28%
3.	Electronic Media Criticism	13	92.85%
4.	Media Economics	11	78.57%
5.	Laws Related to Film, TV & Internet	09	64.28%

**[III] Merit List:-**

Rank	Name	Seat No	Total	%
I	DOSHI UMANG PARESH DEENA	725	264	52.80%
II	DHAKAN DHRUV DILIP MEENAKSHI	724	258	51.60%
III	SINGH KSHITIJ ANAND REENA	733	246	49.20%

  
 Co-ordinator

  
 Principal



**RAJASTHANI SAMMELAN'S**  
**GHANSHYAMDAS SARAF COLLEGE OF ARTS & COMMERCE**  
(Re-Accredited by NAAC with 'A' Grade)  
Swami Vivekanand Road, Malad (West), Mumbai – 400 064

**RESULT STATISTICS**  
**MA FTNMP (SEMESTER IV) April, 2019**

**[I] Overall Analysis:-**

Sr. No.	PARTICULAR	TOTAL
1.	Total No. of Students	13
2.	Total No. of Students Appeared	13
3.	Total No. of Students Passed With Grade 'O'	00
4.	Total No. of Students Passed With Grade 'A+'	04
5.	Total No. of Students Passed With Grade 'A'	04
6.	Total No. of Students Passed With Grade 'B+'	01
7.	Total No. of Students Passed With Grade 'B'	00
8.	Total No. of Students Passed With Grade 'C'	00
9.	Total No. of Students Passed With Grade 'D'	00
10.	Total No. of Students Passed With Grade 'E'	00
11.	No. of Students Passed Without ATKT	09
12.	No. of Students Passed With ATKT	04
13.	No. of Students Failed	00
14.	Pass Percentage With ATKT	100%
15.	Pass Percentage Without ATKT	96.23%

**[II] Subject Wise Analysis:-**

Sr. No.	Subject	Total Pass	Result %
1.	Perspectives in Media Business	13	100
2.	Marketing and Publicity Design	09	93.33%
3.	Practical Film Making	100	100

**[III] Merit List:-**

Rank	Name	Seat No.	Total	GPA
I	Verma Kapilmuni D	1113	238	9.73
II	Dhakan Dhruv Dilip	1103	227	9.45
III	Tomar Karan S R	1112	224	9.45

  
Co-ordinator

  
Principal