

2.6.3 - Index

Sr. No	Result Analysis	Page No.
1	<u>B.Com</u> Sem V Sem VI	1 2
2	<u>BCAF</u> Sem V Sem VI	3 4
3	<u>BCBI</u> Sem V Sem VI	5 6
4	<u>BMS</u> Sem V Sem VI	7,8 9,10
5	<u>B.Sc (IT)</u> Sem V Sem VI	11 12
6	<u>BFM</u> Sem V Sem VI	13 14
7	<u>M.COM</u> Sem III Sem IV	15 16,17
8	<u>MAFTNMP</u> Sem III Sem IV	18 19
9	<u>MACJ</u> Sem III Sem IV	20 21
10	<u>BMM (Journalism)</u> Sem V Sem VI	22 23
11	<u>BMM (Advertising)</u> Sem V Sem VI	24 25



Jayprakash
PRINCIPAL
 Rajasthan Sahitya Akademi Education Trust
 Ghanshyamdas Saraf College
 Of Arts & Commerce

GHANSHYAMDAS SARAF COLLEGE OF COMMERCE

RESULT ANALYSIS

T.Y.B.Com SEM V Oct , 2019 (Academic year 2019-2020)

Sr.No.	Particulars	Oct 2019	Nov,2018
1	Total Number of Students	801	768
2	Total Number of Students Absent	03	07
3	Total Number of Students Appeared	798	761
4	Total Number of Students Passed with 'O' Grade	06	02
5	Total Number of Students Passed with 'A+' Grade	85	65
6	Total Number of Students Passed with 'A' Grade	236	223
7	Total Number of Students Passed with 'B+' Grade	146	161
8	Total Number of Students Passed with 'B' Grade	131	108
9	Total Number of Students Passed with 'C' Grade	60	63
10	Total Number of Students Passed with 'D' Grade	05	10
11	Total Number of Students Failed	129	129
12	Total Number of Students Passed	669	632
13	University passing Percentage	-	-
14	College Passing Percentage	83.83%	83.04%

Subject wise Result Analysis

Sr.No	Subject	Total No. of Students	Absents	Appeared	Pass	Fail	Passing %	
							Oct 2019	Nov. 2018
1	A/C I	801	03	798	733	65	91.85	90.01
2	A/C II	801	03	798	786	12	98.50	97.11
3	MHRM	801	03	798	769	29	96.36	97.74
4	ECONOMICS	801	03	798	759	39	95.11	96.15
5	EM	721	03	718	717	01	99.86	100
6	D&IT	801	03	798	797	01	99.87	94.99
7	CS	80	00	80	80	00	100	98.90

Prepared By

CA Gurunathan Pillai

Prof. Meherab Khan

Meherab Khan



Imayajothi

PRINCIPAL
Rajasthani Sammelan Education Trust
Ghanshyamdas Saraf College
Arts & Commerce

GHANSHYAMDAS SARAF COLLEGE OF COMMERCE
RESULT ANALYSIS
T.Y.B.Com SEM VI October – 2020 (Academic year 2019-20)

Sr.No.	Particulars	October 2020	Apr, 2019
1	Total Number of Students Appeared	803	731
2	Total Number of Students Passed with 'O' Grade	273	05
3	Total Number of Students Passed with 'A+' Grade	331	90
4	Total Number of Students Passed with 'A' Grade	144	251
5	Total Number of Students Passed with 'B+' Grade	33	156
6	Total Number of Students Passed with 'B' Grade	16	93
7	Total Number of Students Passed with 'C' Grade	5	48
8	Total Number of Students Passed with 'D' Grade	1	07
9	Total Number of Students Failed	NIL	81
10	Total Number of Students Passed	803	650
11	University passing Percentage	-	-
12	College Passing Percentage	100%	88.92%

Subject wise Result Analysis

Sr.No.	Subject	Total No. of Students	Absents	Appeared	Passed	Failed	Passing %	
							Oct, 2020	Apr, 2019
1	A/C I	803	NIL	803	803	NIL	100%	95.62
2	A/C II	803	NIL	803	803	NIL	100%	96.99
3	MHRM	803	NIL	803	803	NIL	100%	99.04
4	BUSINESS ECONOMICS	803	NIL	803	803	NIL	100%	96.03
5	EM	724	NIL	724	724	NIL	100%	98.59
6	D&IT	803	NIL	803	803	NIL	100%	99.59
7	CS	79	NIL	79	79	NIL	100%	100

Rank Holders

Sr.No.	Seat No.	Name Of the Students	Total Marks	Out off	Rank	%
1	1026004	SAMIR SAYYED	572	600	1	95.33
2	1023330	TOSHAN IYER	564	600	2	94.00
3	1024432	MANSI MEHTA	564	600	2	94.00
4	1028144	AKSHITA JAIN	559	600	3	93.17

26/11/20



Jayashree

PRINCIPAL
Rajasthani Sammelan Education Trust
Ghanshyamdass Saraf College
Of Arts & Commerce

Rajasthani Sammelan's
GHANSHYAMDAS SARAF COLLEGE OF ARTS & COMMERCE
S.V. Road, Malad West Mumbai 400 064

Result Analysis
B.Com. (Accounting and Finance) Sem V November 2019

Sr. No.	Particulars	November 2019			November 2018
		Female	Male	Total	Total
1	Total number of students	79	53	132	136
2	Total number of students Appeared	78	53	131	136
3	Total Number of Students passed with "O" Grade	1	0	1	1
4	Total Number of Students passed with "A+" Grade	14	4	18	24
5	Total number of Students passed with "A" Grade	21	15	36	55
6	Total number of Students passed with "B+" Grade	22	17	39	19
7	Total number of Students passed with "B" Grade	10	9	19	14
8	Total number of Students passed with "C" Grade	2	4	6	2
9	Total number of Students passed with "D" Grade	0	0	0	1
10	Total number of Students failed with ATKT	8	4	12	20
11	Total number of Students passed	70	49	119	116
12	Passing percentage with ATKT	100	100	100	100
13	Passing percentage without ATKT	89.74	92.45	90.84	85.29

SSubject wise Result Analysis

Sr. No.	Subject	November 2019						Nov. 2018
		Total no. of Students Appeared	Total no. of Students Passed (Female)	Total no. of Students Passed (Male)	Total no. of Students failed		Passing %	Passing %
					F	M		
1	Financial Accounting – V	130	77	50	1	2	97.69	97.79
2	Financial Accounting – VI	130	75	52	3	0	97.69	98.53
3	Financial Management - II	131	74	52	4	1	96.18	88.23
4	Taxation - III	131	78	53	0	0	100	96.32
5	Cost Accounting - III	131	78	53	0	0	100	99.26
6	Management - II	131	77	53	1	0	99.24	97.79

Rank Holders

Sr. No.	Name of the Student	Seat No.	Total Marks	Out of	%	Rank
1	FERREIRA SHANIA BONA EVONNE	3166383	503	600	83.83	First
2	MAHARANA JALI JALADHAR LAXMI	3166630	489	600	81.5	Second
3	MUKADAM SAIMA ARIF ZEENAT	3166696	482	600	80.33	Third

Mund
Co-ordinator



Shukhrajie
Chief - Coordinator



Jayant
Principal

PRINCIPAL
 Rajasthani Sammelan Education Trust
 Ghanshyamdas Saraf College
 Of Arts & Commerce

Rajasthan Sammelan's
GHANSHYAMDAS SARAF COLLEGE OF ARTS & COMMERCE
S.V. Road, Malad West Mumbai 400 064

Result Analysis
B.Com (Accounting and Finance) - Sem VI - October 2020

Sr. No.	Particulars	October 2020			May 2019
		Female	Male	Total	Total
1	Total number of students	79	53	132	136
2	Total number of students appeared	79	53	132	136
3	Total Number of students passed with "O" Grade	18	13	31	02
4	Total number of students passed with "A+" Grade	36	29	65	45
5	Total number of students passed with "A" Grade	17	10	27	38
6	Total number of students passed with "B+" Grade	7	1	8	23
7	Total number of students passed with "B" Grade	1	0	1	12
8	Total number of students passed with "C" Grade	0	0	0	06
9	Total number of students passed with "D" Grade	0	0	0	00
10	Total number of students failed with ATKT	0	0	0	10
11	Total number of students passed without ATKT	79	53	132	126
12	Passing percentage with ATKT	100	100	100	100
13	Passing percentage without ATKT	100	100	100	92.65

Subject wise Result Analysis

Sr. No.	Subject	October 2020						May 2019
		Total no. of Students Appeared	Total no. of Students Passed (Female)	Total no. of Students Passed (Male)	Total no. of Students failed		Passing %	Passing %
					F	M		
1	Financial Accounting - VII	132	79	53	0	0	100	99.26
2	Cost Accounting - IV	132	79	53	0	0	100	97.79
3	Financial Management - III	132	79	53	0	0	100	97.79
4	Taxation - V	132	79	53	0	0	100	97.06
5	Economics - III	132	79	53	0	0	100	94.85
6	Project Work	132	79	53	0	0	100	100

Rank Holders

Sr. No.	Name of the Student	Seat No.	Total Marks	Out of	%	Rank
1	MUKADAM SAIMA ARIF	1110922	559	600	93.17 %	FIRST
2	FERREIRA SHANIA BONA	1110629	557	600	92.83 %	SECOND
3	PARIHAR RITU OTARMAL	1110981	557	600	92.83 %	SECOND
4	DAS PRITAM DEBASIHISI	1110584	548	600	91.33 %	THIRD

[Signature]
Co-ordinator



[Signature]
Vice Principal SFD



[Signature]
Principal

Rajasthan Sammelan Education Trust
Ghanshyamdas Saraf College
Of Arts & Commerce

Rajasthan Sammelan Education Trust
GHANSHYAMDAS SARAF COLLEGE OF ARTS & COMMERCE
S.V. Road, Malad West, Mumbai - 400064

RESULT ANALYSIS

T.Y. B.Com (Banking & Insurance) Sem - V, November 2019

SR. NO.	PARTICULARS	Nov-19			Nov-18
		MALE	FEMALE	TOTAL	TOTAL
1	Total No. of students	36	92	128	121
2	Total No. of students Appeared	36	91	127	121
3	Total no. of students pass with O Grade	NIL	NIL	NIL	0
4	Total no. of students pass with A+ Grade	1	3	4	8
5	Total no. of students pass with A Grade	3	19	22	30
6	Total no. of students pass with B+ Grade	8	39	47	29
7	Total no. of students pass with B Grade	9	17	26	19
8	Total no. of students pass with C Grade	3	4	7	25
9	Total no. of students pass with D Grade	NIL	NIL	NIL	14
10	Total no. of students pass with E Grade	NIL	NIL	NIL	1
11	Total no. of students passed	24	82	106	101
12	Total no. of students with ATKT	12	9	21	20
13	Total no. students failed	NIL	NIL	NIL	NIL
14	College passing percentage without ATKT	66.67	90.10	83.46	83.47
15	College passing percentage with ATKT	100.00	100.00	100.00	100.00

Subject Wise Result Analysis

Sr. No.	Subjects	Total no. of students appeared	Total no. of students passed			Total no. of students not cleared			Passing Percentage in 2019	Passing Percentage in 2018
			TOTAL	MALE	FEMALE	TOTAL	MALE	FEMALE		
1	International Banking Finance	125	122	32	90	3	2	1	97.60	94.21
2	Research Methodology	125	124	33	91	1	1	NIL	99.20	95.04
3	Financial Report Analysis	126	119	32	87	7	3	4	94.44	85.42
4	Auditing - I	127	126	35	91	1	1	NIL	99.21	100.00
5	Strategic Management	127	125	34	91	2	2	NIL	98.43	96.69
6	Financial Services Management	126	117	31	86	9	4	5	92.86	99.17

Rank Holders

Sr. No.	Name of the Student	Seat No.	Total Marks	Out of	%	Grade	Rank
1	Khan Muskaan Akbarali	3187470	447	600	74.50	A+	I
2	Govender Jeeva Selvakumar	3187793	442	600	73.67	A+	II
3	Lohar Anjali Gautam	3187495	428	600	71.33	A+	III

PROF. URVI JAIN
(BCBI COORDINATOR)

DR. LIPU MUKHERJEE
(CHIEF COORDINATOR)

Dr. Jayant Apte
(I/C PRINCIPAL)



Rajasthan Sammelan Education Trust
Ghanshyamdas Saraf College
Of Arts & Commerce

Rajasthan Sammelan Education Trust
GHANSHYAMDAS SARAF COLLEGE OF ARTS & COMMERCE
S.V. Road, Malad West, Mumbai - 400064

RESULT ANALYSIS

T.Y. B.Com (Banking & Insurance) Sem - VI, April 2020 (held in October 2020)

SR. NO.	PARTICULARS	Oct-20			Mar-19
		MALE	FEMALE	TOTAL	TOTAL
1	Total No. of students	36	92	128	128
36	Total No. of students Appeared	36	92	128	128
3	Total no. of students pass with O Grade	4	29	33	1
4	Total no. of students pass with A+ Grade	19	45	64	30
5	Total no. of students pass with A Grade	12	16	28	47
6	Total no. of students pass with B+ Grade	0	1	1	21
7	Total no. of students pass with B Grade	0	0	0	12
8	Total no. of students pass with C Grade	0	0	0	2
9	Total no. of students pass with D Grade	0	0	0	0
9	Total no. of students pass with E Grade	0	0	0	0
10	Total no. of students pass with F Grade	1	1	2	6
11	Total no. of students passed	35	91	126	126
12	Total no. of students with ATKT	36	92	128	6
13	Total no. students failed	1	1	2	6
14	College passing percentage without ATKT	97.22	98.91	98.43	95.00
15	College passing percentage with ATKT	100.00	100.00	100.00	100.00

Subject Wise Result Analysis

Sr. No.	Subjects	Total no. of students appeared	Total no. of students passed			Total no. of students not cleared		Passing Percentage in 2020	Passing Percentage in 2019
			TOTAL	MALE	FEMALE	MALE	FEMALE		
1	Central Banking	128	126	35	91	1	1	98.43	100.00
2	Security Analysis & Portfolio Management	128	126	35	91	1	1	98.43	98.96
3	Auditing - II	128	126	35	91	1	1	98.43	99.12
4	Human Resource Management	128	126	35	91	1	1	98.43	98.25
5	Turnaround Management	128	126	35	91	1	1	98.43	New Subject
6	Project	128	126	35	91	1	1	98.43	99.12

Rank Holders

Sr. No.	Name of the Student	Seat No.	Total Marks	Out of	Grade	Rank
1	Gupta Ankita Manoj	1128183	558	600	O	I
2	Govender Jeeva Selvakumar	1128176	534	600	O	II
3	Mendonsa Clarice Maurice	11128310	524	600	O	III

PROF. URVI JAIN PILLAY
(BCBI COORDINATOR)

DR. LIPI MUKHERJEE
(CHIEF COORDINATOR)

Dr. Jayant Apte
(PRINCIPAL)



Rajasthan Sammelan Education Trust
Ghanshyamdas Saraf College
Of Arts & Commerce

Rajasthanl Sammelan's
GHANSHYAMDAS SARAF COLLEGE OF ARTS & COMMERCE
 S.V. Road, Malad West Mumbai 400 064

Result Analysis

TYBMS(SEMESTER-V), OCTOBER 2019

Sr. No.	Particulars	Girls	Boys	Oct' 19	Nov'18
1	Total number of students	65	69	134	130
2	Total number of students Appeared	65	69	134	129
3	Total number of students with "O" Grade	1	0	1	0
4	Total number of students with "A+" Grade	11	9	20	29
5	Total number of students with "A" Grade	37	21	58	36
6	Total number of students with "B+" Grade	11	20	31	27
7	Total number of students with "B" Grade	1	5	6	14
8	Total number of students with "C" Grade	1	2	3	5
9	Total number of students with "D" Grade	0	2	2	2
10	No. of Students Passed	62	59	121	113
11	No. of Students with ATKT	3	10	13	16
12	College Passing Percentage with ATKT	100	100	100	100
13	College Passing Percentage without ATKT	95.38%	85.51%	90.30%	87.59%
14	University Passing Percentage	**	**	**	**


Subject wise Result Analysis

Sr. No.	Subject	Total no. of Students appeared	Total no. of Girls passed	Total no. of Boys passed	Total no. of Girls not cleared	Total no. of Boys not cleared	Pass % 2019	Pass % 2018
1	Logistics & Supply Chain Management	134	63	67	2	2	97.01%	95.35%
2	Corporate Communication & PR	133	64	64	1	4	96.24%	98.45%

Finance Elective

3	Investment Analysis & Portfolio Mgmt	50	26	24	0	0	100.00%	97.22%
4	Commodity & Derivatives Market	50	26	23	0	1	98.00%	95.83%
5	Risk Management	50	26	24	0	0	100.00%	91.67%
6	Direct Taxes	50	24	21	2	2	90.00%	93.06%

Philly



Jayant

Rajasthanl Sammelan Education Trust
 Ghanshyamdas Saraf College
 of Arts & Commerce

Marketing Elective

3	Services Marketing	62	20	39	0	3	95.16%	100.00%
4	E-Commerce & Digital Marketing	62	20	40	0	2	96.77%	98.25%
5	Sales & Distribution Management	62	20	41	0	1	98.39%	100.00%
6	Customer Relationship Management	62	20	40	0	2	96.77%	96.49%

HR Elective

3	Strategic HRM & HR Policies	22	19	3	0	0	100.00%	NEW
4	Performance Mgmt & Career Planning	22	19	3	0	0	100.00%	NEW
5	Industrial Relations	22	19	3	0	0	100.00%	NEW
6	Talent & Competency Mgmt	22	19	3	0	0	100.00%	NEW

Rank Holders**Finance Elective**

Sr. No.	Name of Student	Seat No.	Marks	Out of	%	Rank	Grade
1	Patel Safiya Inayat Sajeda	3149905	489	600	81.50%	I	A+
2	Yadav Aayushi Raajkumar Poonam	3149991	476	600	79.33%	II	A+
3	Sharma Disha Swadesh Kumar Anita	3149952	470	600	78.33%	III	A+

Marketing Elective


Sr. No.	Name of Student	Seat No.	Marks	Out of	%	Rank	Grade
1	Parab Saie Sanjay Sheetal	3150951	489	600	81.50%	I	O
2	Parulekar Parth Milind	3150965	475	600	79.17%	II	A+
3	Sayed Nehzat Fatima Sultan Zaidi	3151068	472	600	78.67%	III	A+

HR Elective

Sr. No.	Name of Student	Seat No.	Marks	Out of	%	Rank	Grade
1	Gawade Sonali Satyawar Savitri	3151437	473	600	78.83%	I	A+
2	Rathod Netra Rakesh Sangeeta	3151448	459	600	76.50%	II	A+
3	Jain Isha Sampatlal Bhavana	3151438	448	600	74.67%	III	A+


Coordinator


Chief Coordinator


Principal



Rajasthani Sammelan Education Trust
Ghanshyamdas Saraf College
Of Arts & Commerce

 8

Rajasthan Sammelan's
GHANSHYAMDAS SARAF COLLEGE OF ARTS & COMMERCE
S.V. Road, Malad West Mumbai 400 064

Result Analysis

TYBMS(SEMESTER-VI), APRIL 2020

Sr. No.	Particulars	Female	Male	Apr' 20	Apr' 19
1	Total number of students	65	69	134	126
2	Total number of students Appeared	65	69	134	125
3	Total number of students with "O" Grade	11	9	20	3
4	Total number of students with "A+" Grade	50	44	94	37
5	Total number of students with "A" Grade	3	11	14	31
6	Total number of students with "B+" Grade	1	2	3	31
7	Total number of students with "B" Grade	0	0	0	12
8	Total number of students with "C" Grade	0	0	0	1
9	Total number of students with "D" Grade	0	0	0	0
10	Total number of students Passed	65	66	131	115
11	Total number of students Failed	0	3	3	10
12	College Passing Percentage	100.00	95.65	97.76	92.00
13	University Passing Percentage			**	**

***3 students who have failed are Internal failures. No External failures**

Subject wise Result Analysis

Sr. No.	Subject	Students appeared	passed		cleared		Pass % 2020	Pass % 2019
			Female	Male	Female	Male		
1	Operations Research	134	65	66	0	3	97.76%	96.00%
2	Project Work	134	65	69	0	0	100.00%	100.00%
Finance Elective								
4	International Finance	50	26	23	0	1	98.00%	94.29%
5	Innovative Financial Services	50	26	23	0	1	98.00%	94.29%
6	Strategic Financial Management	50	26	23	0	1	98.00%	97.14%
7	Financial Institutions	50	26	23	0	1	98.00%	92.86%



K 9

Rajasthan Sammelan's
Ghanshyamdas Saraf College
of Arts & Commerce

Rajasthani Sammelan's
GHANSHYAMDAS SARAF COLLEGE OF ARTS & COMMERCE
S.V. Road, Malad West Mumbai 400 064

Result Analysis
B.Sc (Information Technology) Sem V November 2019

Sr. No.		M	F	Nov-19	Nov-18
1	Total number of students	44	15	59	60
2	Total number of students Appeared	44	15	59	60
3	Total Number of Students Pass with "O" Grade	0	0	0	0
4	Total number of students Pass with "A+" Grade	2	3	5	5
5	Total number of students Pass with "A" Grade	12	8	20	15
6	Total number of students pass with "B+" Grade	11	2	13	10
7	Total number of students pass with "B" Grade	4	1	5	3
9	Total number of students pass with "C" Grade	1	0	1	0
11	Total number of students pass with "D" Grade	0	1	1	0
13	Total number of students with Failed	14	0	14	21
14	Total number of students with Passed	30	15	45	39
15	Total number of students in RLE	0	0	0	0
16	College passing Percentage	68.18	100.00	76.27	65.00
17	University passing Percentage			62.64	

Subject wise Result Analysis

Sr. No.	Subject	Total no. of Students Appeared	Total no. of Students Passed		Total no. of Students Not Cleared		Passing %2019	Passing %2018
			M	F	M	F		
	Compulsory (Skill Enhancement Course)							
1	Software Project Management	59	37	15	7	0	88.1356	90.00
2	Internet of Things	59	40	15	4	0	93.2203	88.33
3	Advanced Web Programming	59	39	15	5	0	91.5254	91.66
	Discipline Specific Elective							
4	Artificial Intelligence	59	40	15	4	0	93.2203	83.33
5	Enterprise Java	59	36	15	8	0	86.4407	85.00

Rank Holders

Sr. No.	Name of Student	Seat No.	Total Marks	Out of	%	Rank
1	Kumavat Premdevi Rampal Barsati Devi	2063803	604	750	80.53	I
2	Shaikh Ifat Kausar Sherali Husna Bano	2063961	603	750	80.40	II
3	Gupta Abhishekkumar Sajanlal Rajkali	2063724	584	750	77.87	III

SP/krate
29/1/2020
Prepared by

SP/krate
28/01/2020
Course Coordinator

SP/krate
28/01/2020
Chief Coordinator

SP/krate
28/01/2020
Principal



PRINCIPAL
Rajasthani Sammelan Education Trust
Ghanshyamdas Saraf College
Of Arts & Commerce



Rajasthani Sammelan's
GHANSHYAMDAS SARAF COLLEGE OF ARTS & COMMERCE
S.V. Road, Malad West Mumbai 400 064

Result Analysis

B.Sc (Information Technology) Sem VI Nov-2020

Sr. No.		M	F	Nov-20	May-19
1	Total number of students	44	15	59	60
2	Total number of students Appeared	44	15	59	60
3	Total Number of Students Pass with "O" Grade	0	1	1	0
4	Total number of students Pass with "A+" Grade	24	13	37	2
5	Total number of students Pass with "A" Grade	19	0	19	13
6	Total number of students pass with "B+" Grade	0	1	1	17
7	Total number of students pass with "B" Grade	0	0	0	6
9	Total number of students pass with "C" Grade	0	0	0	0
11	Total number of students pass with "D" Grade	0	0	0	1
13	Total number of students with Failed	1	0	1	21
14	Total number of students with Passed	0	0	58	39
15	Total number of students in RLE	0	0	0	4
16	College passing Percentage	97.73	100	98.31	65.00
17	University passing Percentage				

Subject wise Result Analysis

Sr. No.	Subject	Total no. of Students Appeared	Total no. of Students Passed		Total no. of Students Not Cleared		Passing %2020	Passing %2019
			M	F	M	F		
	Compulsory (Skill Enhancement Course)							
1	Software Quality Assurance	59	43	15	1	0	98.30508	86.66
2	Security in Computing	59	44	15	0	0	100	75
3	Business Intelligence	59	44	15	0	0	100	85
	Discipline Specific Elective							
4	Principles of Geographic Information System	59	44	15	0	0	100	83.33
5	IT Service Management	59	44	15	0	0	100	83.33


Rank Holders

Sr. No.	Name of Student	Seat No.	Total Marks	Out of	%	Rank
1	kumavat Premdevi Rampal Barsati Devi	4026213	763	850	89.7647	I
2	Shaikh Ifat KausarSherali Husna Bano	4026416	754	850	88.7059	II
3	Sayyed Mousin Mehmood Shamim	4026409	751	850	88.3529	III

Course Coordinator

Vice Principal (SFD)

Principal



Principal
Rajasthani Sammelan Education Trust
Ghanshyamdas Saraf College
Of Arts & Commerce

Rajasthani Sammelan's
GHANSHYAMDAS SARAF COLLEGE OF ARTS & COMMERCE
S.V. Road, Malad West Mumbai 400 064

Result Analysis

T.Y. B.Com. (Financial Markets) Sem V November 2019

Sr. No.	Particulars	Nov-19			Nov-18
		Male	Female	Total	Total
1	Total number of students	28	26	54	61
2	Total No. of students Appeared	28	26	54	60
3	Total No. of Students Pass with "O" Grade	-	-	-	-
4	Total No. of students Pass with "A+" Grade	1	-	1	-
5	Total No. of students Pass with "A" Grade	-	5	5	7
6	Total No. of students pass with "B+" Grade	5	7	12	12
7	Total No. of students pass with "B" Grade	5	9	14	13
8	Total No. of students pass with "C" Grade	8	4	12	17
9	Total No. of students pass with "D" Grade	2	-	2	4
10	Total No. of students Passed	21	25	46	53
11	Total No. of students with ATKT	7	1	8	7
12	College Passing Percentage without ATKT	75.00%	96.15%	85.19%	88.33%

Subject wise Result Analysis

Sr. No.	Subject	Total no. of Students Appeared	Total No. of Students Passed		Total No. of Students not Cleared		Passing Percentage 2019	Passing Percentage 2018
			Male	Female	Male	Female		
1	Financial Derivatives	54	25	26	3	-	94.44%	98.33%
2	Bus. Ethics & Corp. Governance	54	26	26	2	-	96.30%	98.33%
3	Marketing in financial Services	54	26	25	2	1	94.44%	96.67%
4	Technical Analysis	54	26	26	2	-	96.30%	98.33%
5	Equity Research	54	26	26	2	-	96.30%	98.33%
6	Direct Tax - Income Tax	54	23	26	5	-	90.74%	90%

Rank Holders

Sr. No.	Name of Student	Seat No.	Obtained Marks	Total Marks	%	Rank
1	Patel Yogesh Amrat Pashl	3179664	461	600	76.83%	I
2	Anchan Riya Raghunath Pushpa	3179628	427	600	71.17%	II
3	Shah Sonia Rajesh Nltu	3179670	412	600	68.67%	III



(P) Shoudhari
Co-Ordinator



Shankarjee
Chief Co-Ordinator

Jayant
Principal

Rajasthani Sammelan Education Trust
Ghanshyamdas Saraf College
Of Arts & Commerce

Rajasthan Sammelan Educational Trust
GHANSHYAMDAS SARAF COLLEGE OF ARTS & COMMERCE
 S.V. Road, Malad West Mumbai 400 064

Result Analysis

T.Y. B.Com. (Financial Markets) Sem VI OCTOBER 2020

Sr. No.	Particulars	Oct-20			Apr-19
		Male	Female	Total	Total
1	Total number of students	28	26	54	59
2	Total No. of students Appeared	28	26	54	59
3	Total No. of Students Pass with "O" Grade	-	2	2	-
4	Total No. of students Pass with "A+" Grade	12	13	25	2
5	Total No. of students Pass with "A" Grade	11	6	17	16
6	Total No. of students pass with "B+" Grade	3	4	7	19
7	Total No. of students pass with "B" Grade	0	1	1	12
8	Total No. of students pass with "C" Grade	-	-	-	4
9	Total No. of students pass with "D" Grade	-	-	-	-
10	Total No. of students Passed	26	26	52	53
11	Total No. of students with ATKT	2	-	2	6
12	College Passing Percentage without ATKT	92.86%	100.00%	96.30%	89.83%

Subject wise Result Analysis

Sr. No.	Subject	Total no. of Students Appeared	Total No. of Students Passed		Total No. of Students not Cleared		Passing Percentage 2020	Passing Percentage 2019
			Male	Female	Male	Female		
1	Risk Management	54	28	26	0	0	100.00%	98.31%
2	Mutual Fund Management	54	27	26	1	0	98.15%	98.31%
3	Venture Capital & Private Equity	54	28	26	0	0	100.00%	98.31%
4	Indirect Tax - GST	54	27	26	1	0	98.15%	98.31%
5	Corporate Restructuring	54	27	26	1	0	98.15%	94.92%
6	Project Work	54	28	26	0	0	100.00%	100.00%

Rank Holders

Sr. No.	Name of Student	Seat No.	Obtained Marks	Total Marks	%	Rank
1	Mebin Ann Varghese Raji	1143346	525	600	87.50%	I
2	Yadav Riya Raju Lakshmi	1143464	514	600	85.67%	II
3	Chheda Vrutti Vipul Darshana	1143360	496	600	82.67%	III
4	Patel Yogesh Amrat Pashl	1143418	496	600	82.67%	III

(Signature)
Co-Ordinator



(Signature)
Vice Principal SFD

(Signature)

(Signature)
Principal

Rajasthan Sammelan Educational Trust
 Ghanshyamdas Saraf College
 Of Arts & Commerce

Rajasthan Sammelan's
GHANSHYAMDAS SARAF COLLEGE OF ARTS & COMMERCE
S.V. Road, Malad West Mumbai 400 064

Result Analysis

M.Com Part -II (SEMESTER-III) , November 2019

Sr. No.	Particulars	November ' 19			Nov' 18
		Male	Female	Total	Total
1	Total number of students	54	140	194	190
2	Total number of students Appeared	51	138	189	187
3	Total number of students with "O" Grade	8	16	24	13
4	Total number of students with "A+" Grade	11	36	47	47
	Total number of students with "A" Grade	5	38	43	54
5	Total number of students with "B+" Grade	9	17	26	27
	Total number of students with "B" Grade	8	13	21	13
6	Total number of students with "C" Grade	0	0	0	0
7	Total number of students with "D" Grade	0	0	0	0
8	Total number of students passed with pass	41	120	161	154
9	Total number of students failed	10	18	28	33
10	College Passing Percentage	80.39	86.96	85.19	82.35

Subject wise Result Analysis

Sr. No.	Subjects	November ' 19												Nov' 18
		Total no. of Students appeared			Total no. of Students Passed			Total no. of Students failed			Passing %			Passing %
		M	F	Total	M	F	Total	M	F	Total	M	F	Total	
	Adv. Accountancy, corporate Accountancy & Fin. Mgmt													
1	Adv. Financial Accounting	32	93	125	30	93	123	2	0	2	93.8	100.0	98.4	92.7%
2	Direct Tax	32	93	125	32	93	125	0	0	0	100.0	100.0	100.0	98.4%
3	Adv. Cost Accounting	32	93	125	30	86	116	2	7	9	93.8	92.5	92.8	95.2%
4	Project Work - I	31	91	122	31	91	122	0	0	0	100.0	100.0	100.0	100.0%
	Business Studies (Management)													
1	Human Resource Mgmt.	19	45	64	16	43	59	3	2	5	84.2	95.6	92.2	95.1%
2	Entrepreneurial Mgmt.	17	42	59	16	41	57	1	1	2	94.1	97.6	96.6	88.7%
3	Marketing Strategies & Pract	18	42	60	15	40	55	3	2	5	83.3	95.2	91.7	93.6%
4	Project Work - I	16	41	57	16	41	57	0	0	0	100.0	100.0	100.0	100.0%

Rank Holders

Adv. Accountancy, corporate Accountancy & Fin. Mgmt

Sr. No.	Name of Student	Seat No.	Total Marks	Out off	Percentage	Rank
1	Agrawal Anita Rajendra Sangeeta	3224379	359	400	89.75	I
2	Suzuguye Alex Nicholas Jovina Kaviwabu	3225294	340	400	85.00	II
3	Naik Shweta Jayant Jyotsna	3224926	339	400	84.75	III

Business Studies (Management)

Sr. No.	Name of Student	Seat No.	Total Marks	Out off	Percentage	Rank
1	Joshi Nikita Lalit Mamta	3224702	339	400	84.75	I
2	Lad Trupti Vishwas Suchita	3224807	323	400	80.75	II
3	Khetan Richa Surendra Manju	3224701	309	400	77.25	III

Coordinator

Principal

M.Com Part -1 (SEMESTER-IV) , October 2020

Sr. No.		Subjects	October' 2020												Apr'19 Passing %	
			Total no. of Students appeared			Total no. of Students Passed			Total no. of Students failed			Passing %				
			M	F	Total	M	F	Total	M	F	Total	M	F	Total		
Adv. Accountancy, corporate Accountancy & Fin. Mgmt																
1		Corp. Financial Accounting	32	93	125	32	93	125							100	85.17%
2		Ind Tax - Introduction of GST	32	93	125	32	93	125							100	97.15%
3		Financial Management	32	93	125	32	93	125							100	94%
Business Studies (Management)																
1		Supply Chain Mgmt & Logistics	21	45	66	20	45	65							100	97.33%
2		Advertising & Sales Mgmt	21	45	66	20	45	65							100	85.15%
Business Studies (Marketing)																
1		Advertising & Sales Mgmt	21	45	66	19	45	64							100	93.33%
2		Advertising & Sales Mgmt	21	45	66	11	45	45							100	100%

Rank Holders

Adv. Accountancy, Corporate Accountancy & Fin. Mgt.

Sr. No.	Name of Student	Seat No.	Total Marks	Out off	Percentage	Rank
1	Kotawala Nafisa Saifuddin Malika	1264168	356	400	89	I
2	Chitare Komal Kishor Kavita	1263920	355	400	88.75	II
3	Jam Jhanvi Mukeshkumar Neeta	1264076	350	400	87.50	III

Business Studies (Management)

Sr. No.	Name of Student	Seat No.	Total Marks	Out off	Percentage	Rank
1	Joshi Nikita Lalit Mamta	1264779	371	400	92.75	I
2	Mukadam Ziyad Anwar Vahida	1264807	344	400	86	II
3	Dharod Keral Khushal Nayana	1264758	340	400	85	III
4	Sondagar Vidhi Yogesh Bhavna	1264860	340	400	85	III

Vice-Principal (SFD)

Principal



Jaybhavs

PRINCIPAL

Rajasthani Sammelan Education Trust
Ghanshyamdas Saraf College
Of Arts & Commerce

RAJASTHANI SAMMELAN'S
GHANSHYAMDAS SARAF COLLEGE OF ARTS & COMMERCE

(Re-Accredited by NAAC with 'A' Grade)
Swami Vivekanand Road, Malad (West), Mumbai – 400 064

RESULT STATISTICS
MA FTNMP (SEMESTER III) December, 2019

[I] Overall Analysis:-

Sr. No.	PARTICULAR	TOTAL
1.	Total No. of Students	15
2.	Total No. of Students Appeared	15
3.	Total No. of Students Passed With Grade 'O'	00
4.	Total No. of Students Passed With Grade 'A+'	02
5.	Total No. of Students Passed With Grade 'A'	01
6.	Total No. of Students Passed With Grade 'B+'	01
7.	Total No. of Students Passed With Grade 'B'	02
8.	Total No. of Students Passed With Grade 'C'	01
9.	Total No. of Students Passed With Grade 'D'	00
10.	Total No. of Students Passed With Grade 'F'	08
11.	No. of Students Passed Without ATKT	07
12.	No. of Students Passed With ATKT	08
13.	No. of Students Failed	NIL
14.	Pass Percentage With ATKT	53.33%
15.	Pass Percentage Without ATKT	46.66%

[II] Subject Wise Analysis:-

Sr. No.	Subject	Total Pass	Result %
1.	Web Production and Programming	11	73.33%
2.	Visual Communication	08	53.33%
3.	Electronics Media Criticism	15	100%
4.	Media Economics	12	80%
5.	Law related to Film, TV	15	100%

[III] Merit List:-


Rank	Name	Seat No.	Total	%
I	Sawant Aditya Ajit	1052511	382	76.4%
II	Humanity Danish Rubina	1052503	377	75.4%
III	Raai Nandika Narinder	1052509	346	69.2%


Co-ordinator




Principal




PRINCIPAL
Rajasthani Sammelan Education Trust
Ghanshyamdas Saraf College
Of Arts & Commerce

RAJASTHANI SAMMELAN'S
GHANSHYAMDAS SARAF COLLEGE OF ARTS & COMMERCE

(Re-Accredited by NAAC with 'A' Grade)
Swami Vivekanand Road, Malad (West), Mumbai – 400 064

RESULT STATISTICS
MA FTNMP (SEMESTER IV) September, 2020

[I] Overall Analysis:-

Sr. No.	PARTICULAR	TOTAL
1.	Total No. of Students	15
2.	Total No. of Students Appeared	15
3.	Total No. of Students Passed With Grade 'O'	01
4.	Total No. of Students Passed With Grade 'A+'	04
5.	Total No. of Students Passed With Grade 'A'	03
6.	Total No. of Students Passed With Grade 'B+'	05
7.	Total No. of Students Passed With Grade 'B'	01
8.	Total No. of Students Passed With Grade 'C'	0
9.	Total No. of Students Passed With Grade 'D'	0
10.	Total No. of Students Passed With Grade 'E'	0
11.	No. of Students Passed Without ATKT	07
12.	No. of Students Passed With ATKT	14
13.	No. of Students Failed	01
14.	Pass Percentage With ATKT	93.33%
15.	Pass Percentage Without ATKT	46.66%

[II] Subject Wise Analysis:-

Sr. No.	Subject	Total Pass	Result %
1.	Perspectives in Media Business	15	100
2.	Marketing and Publicity Design	14	93.33%
3.	Practical Film Making	15	100

[III] Merit List:-


Rank	Name	Seat No.	Total	%
I	Sawant Aditya Ajit	3063511	262	87.33
II	Raai Nandika Narinder	3063509	254	84.66
III	Nalla Prabhdas Sathyam	3063505	239	79.6


Co-ordinator




Principal




Principal
Rajasthani Sammelan Education
Ghanshyamdas Saraf College
Of Arts & Commerce

RAJASTHANI SAMMELAN'S
GHANSHYAMDAS SARAF COLLEGE OF ARTS & COMMERCE

(Re-Accredited by NAAC with 'A' Grade)
Swami Vivekanand Road, Malad (West), Mumbai – 400 064

RESULT STATISTICS
MACJ (SEMESTER III) December, 2019

[I] Overall Analysis:-

Sr. No.	PARTICULAR	TOTAL
1.	Total No. of Students	19
2.	Total No. of Students Appeared	19
3.	Total No. of Students Passed With Grade 'O'	00
4.	Total No. of Students Passed With Grade 'A+'	00
5.	Total No. of Students Passed With Grade 'A'	12
6.	Total No. of Students Passed With Grade 'B+'	02
7.	Total No. of Students Passed With Grade 'B'	00
8.	Total No. of Students Passed With Grade 'C'	00
9.	Total No. of Students Passed With Grade 'D'	00
10.	Total No. of Students Passed With Grade 'F'	05
11.	No. of Students Passed Without ATKT	14
12.	No. of Students Passed With ATKT	05
13.	No. of Students Failed	NIL
14.	Pass Percentage With ATKT	26.31
15.	Pass Percentage Without ATKT	73.68

[II] Subject Wise Analysis:-

Sr. No.	Subject	Total Pass	Result %
1.	Digital Media Marketing	14	73.68
2.	Political Communication	17	89.47
3.	Media Management	17	89.47
4.	Public relation in the Private Sector	18	94.73
5.	Culture studies and Media	16	84.21

[III] Merit List:-

Rank	Name	Seat No.	Total	%
I	Jhunjhunwala Sanchita Kamal	1052167	361	72.2
II	Jikadra Avni Pravin	1052168	346	69.2
III	Panashthira Danita Danai	1052173	338	67.6

DK Borge
Co-ordinator



Jayant
Principal



Jayant
Rajasthani Sammelan Education Trust
Ghanshyamdas Saraf College
Of Arts & Commerce

RAJASTHANI SAMMELAN'S
GHANSHYAMDAS SARAF COLLEGE OF ARTS & COMMERCE
 (Re-Accredited by NAAC with 'A' Grade)
 Swami Vivekanand Road, Malad (West), Mumbai – 400 064

RESULT STATISTICS
MACJ (SEMESTER IV) September, 2020

[I] Overall Analysis:-

Sr. No.	PARTICULAR	TOTAL
1.	Total No. of Students	19
2.	Total No. of Students Appeared	19
3.	Total No. of Students Passed With Grade 'O'	02
4.	Total No. of Students Passed With Grade 'A+'	03
5.	Total No. of Students Passed With Grade 'A'	02
6.	Total No. of Students Passed With Grade 'B+'	04
7.	Total No. of Students Passed With Grade 'B'	03
8.	Total No. of Students Passed With Grade 'C'	01
9.	Total No. of Students Passed With Grade 'D'	00
10.	Total No. of Students Passed With Grade 'F'	04
11.	No. of Students Passed Without ATKT	15
12.	No. of Students Passed With ATKT	04
13.	No. of Students Failed	NIL
14.	Pass Percentage With ATKT	21.05
15.	Pass Percentage Without ATKT	78.94

[II] Subject Wise Analysis:-

Sr. No.	Subject	Total Pass	Result %
1.	Social Science Research	17	89.47
2.	Perspectives on Communication	16	84.21
3.	Dissertation	17	89.47

[III] Merit List:-

Rank	Name	Seat No.	Total	%
I	Rahman Mustafizur Ahmadul	3060250	263	87.66
II	Jhunjhunwala Sanchita Kamal	3060250	248	82.66
III	Marzouk Esmail Hassan	3060254	236	78.66

D. K. Boga
 Co-ordinator



Jayant
 Principal



Jayant
PRINCIPAL
 Rajasthani Sammelan Education Trust
 Ghanshyamdas Saraf College
 Of Arts & Commerce

RAJASTHANI SAMMELAN'S
GHANSHYAMDAS SARAF COLLEGE OF ARTS & COMMERCE

(Re-Accredited by NAAC with 'A' Grade)
Swami Vivekanand Road, Malad (West), Mumbai – 400 064

RESULT STATISTICS
TYBMM (Jour) (SEMESTER 5) October 2019

[I] Overall Analysis:-

Sr. No.	PARTICULAR	TOTAL
1.	Total No. of Students	19
2.	Total No. of Students Appeared	18
3.	Total No. of Students Passed With Grade 'O'	NIL
4.	Total No. of Students Passed With Grade 'A'	08
5.	Total No. of Students Passed With Grade 'B'	06
6.	Total No. of Students Passed With Grade 'C'	00
7.	Total No. of Students Passed With Grade 'D'	NIL
8.	Total No. of Students Passed With Grade 'E'	NIL
9.	No. of Students Failed	04
10.	No of Students whose result is held in Reserve	NIL
11.	Pass Percentage	77.77

[II] Subject Wise Analysis:-

Sr. No.	Subject	Total Pass	Result %
1.	Reporting	15	83.33
2.	Editing	17	94.44
3.	Journalism & Public Opinion	17	94.44
4.	Feature & Opinion	18	100
5.	Indian Regional Journalism	16	88.88
6.	Newspaper & Magazine Making (Project)	16	88.88
7.			

[III] Merit List:-

Rank	Name	Seat No.	Total	%
I	JOSHI RADHIKA SANJAY REENA	1041053	424	70.66
II	VAISHNAV HIMANI KAMLESH ASHA	1041131	417	69.50
III	BEHERA SMRUTIREKHA SUDHIR MAMTA	1041001	412	66.66

Leohy
Co-ordinator



Rajasthani Sammelan Education Trust
Ghanshyamdas Saraf College
Of Arts & Commerce

**RAJASTHANI SAMMELAN'S
GHANSHYAMDAS SARAF COLLEGE OF ARTS & COMMERCE**

(Re-Accredited by NAAC with 'A' Grade)

Swami Vivekanand Road, Malad (West), Mumbai - 400 064

RESULT STATISTICS

TYBMM (Jour) (SEMESTER 6) September 2020

[I] Overall Analysis:-

Sr. No.	PARTICULARS	TOTAL
1.	Total No. of Students	19
2.	Total No. of Students Appeared	18
3.	Total No. of Students Passed With Grade 'O'	NIL
4.	Total No. of Students Passed With Grade 'A'	05
5.	Total No. of Students Passed With Grade 'B'	09
6.	Total No. of Students Passed With Grade 'C'	NIL
7.	Total No. of Students Passed With Grade 'D'	NIL
8.	Total No. of Students Passed With Grade 'E'	NIL
9.	No. of Students Failed	02
10.	No of Students whose result is held in Reserve	02
11.	Pass Percentage	88.88

[II] Subject Wise Analysis:-

Sr. No.	Subject	Total Pass	Result %
1.	Press Laws & Ethics	18	100
2.	Issues in Global Media	16	88.88
3.	Broadcast Journalism	17	94.44
4.	Bus & Mag Journalism	18	100
5.	News Media Mgmt	17	94.44
6.	Contemporary Issues	18	100
7.	Digital Media	18	100

[III] Merit List:-

Rank	Name	Seat No.	Total	%
I	JOG VAIBHAVI PRAMOD TRUPTI JOG	3037489	630	90
II	JAIN TANYA NILESH NILIMA	3037483	619	88.42
III	JOSHI DHIRUVI SANJAY SEEMA	3037492	617	88.14
III	JOSHI RADHIKA SANJAY REENA	3037494	617	88.14

Leahy
Co-ordinator



Principal

Jayant *Jayant*

PRINCIPAL
Rajasthani Sammelan Education
Ghanshyamdas Saraf College
Of Arts & Commerce

RAJASTHANI SAMMELAN'S
GHANSHYAMDAS SARAF COLLEGE OF ARTS & COMMERCE

(Re-Accredited by NAAC with 'A' Grade)
Swami Vivekanand Road, Malad (West), Mumbai - 400 064

RESULT STATISTICS
TYBMM (Advt) (SEMESTER 5) October 2019

[I] Overall Analysis:-

Sr. No.	PARTICULARS	TOTAL
1.	Total No. of Students	106
2.	Total No. of Students Appeared	106
3.	Total No. of Students Passed With Grade 'O'	NIL
4.	Total No. of Students Passed With Grade 'A'	25
5.	Total No. of Students Passed With Grade 'B'	57
6.	Total No. of Students Passed With Grade 'C'	02
7.	Total No. of Students Passed With Grade 'D'	NIL
8.	Total No. of Students Passed With Grade 'E'	NIL
9.	No. of Students Failed	21
10.	No of Students whose result is held in Reserve	01
11.	Pass Percentage	80

[II] Subject Wise Analysis:-

Sr. No.	Subject	Total Pass	Result %
1.	Copywriting	100	95.23
2.	Media Planning & Buying	97	92.38
3.	Consumer Behaviour	99	94.28
4.	Brand Building	93	88.57
5.	Advertising in Contemporary Society	95	90.47
6.	Advertising Design (Project)	96	91.42
7.			

[III] Merit List:-

Rank	Name	Seat No.	Total	%
I	BASRUR SAMIDHA BRAMHANAND SADHANA	1040151	435	72.50
II	NAIK RIYA HINESH KIRAN	1040559	432	72
II	SHETTY SRISHTI VASANT SUJAYA	1040835	432	72
III	RAUT RUCHA AMIT VRUSHALI	1040716	428	71.30

Deohy

Course Co-ordinator



Jayant *Jayant*

PRINCIPAL

Rajasthani Sammelan Education Trust
Ghanshyamdas Saraf College of Arts & Commerce

RAJASTHANI SAMMELAN'S
GHANSHYAMDAS SARAF COLLEGE OF ARTS & COMMERCE

(Re-Accredited by NAAC with 'A' Grade)
Swami Vivekanand Road, Malad (West), Mumbai – 400 064

RESULT STATISTICS
TYBMM (Advt) (SEMESTER 6) September 2020

[I] Overall Analysis:-

Sr. No.	PARTICULARS	TOTAL
1.	Total No. of Students	106
2.	Total No. of Students Appeared	105
3.	Total No. of Students Passed With Grade 'O'	NIL
4.	Total No. of Students Passed With Grade 'A'	11
5.	Total No. of Students Passed With Grade 'B'	72
6.	Total No. of Students Passed With Grade 'C'	04
7.	Total No. of Students Passed With Grade 'D'	NIL
8.	Total No. of Students Passed With Grade 'E'	NIL
9.	No. of Students Failed	16
10.	No of Students whose result is held in Reserve	02
11.	Pass Percentage	84.76

[II] Subject Wise Analysis:-

Sr. No.	Subject	Total Pass	Result %
1.	Fin Mgmt for Mktg & Advtg	92	87.61
2.	Prin & Prac of Dir Mktg	93	88.57
3.	Agency Mgmt	97	92.38
4.	Advtg & Mktg Research	93	88.57
5.	Legal Envt & Advt Ethics	96	91.42
6.	Contemporary Issues	94	89.52
7.	Digital Media	96	91.42

[III] Merit List:-

Rank	Name	Seat No.	Total	%
I	SHAIKH TAIYABA MOHAMMED AKRAM	3037255	659	94.14
II	ANCHAN YOCHAN NARAYAN BHARTHI	3036617	643	91.85
II	BASRUR SAMIDHA BRAMHANAND SADHANA	3036639	623	89
III	MAHAJAN HRITIK RAKESH KUMAR GUPTA ANJU GUPTA	3036944	623	89
III	SHETTY SRISHTI VASANT SUJAYA	3037286	623	89

keedy
Course Co-ordinator



Principal

Jayram

Jayram

PRINCIPAL

Rajasthani Sammelan Education Trust
Ghanshyamdas Saraf College
Of Arts & Commerce