

- Education

- Design Survey

- Collect Responses

- Analyze Results

- [View Summary](#)

- [Browse Responses](#)

- [Filter Responses](#)

- [Crosstab Responses](#)

- [Download Responses](#)

- [Share Responses](#)

Displaying 739 of 766 respondents

Jump To:

Response Type:
Normal Response

Collector:
Web Link
(Web Link)

Custom Value:
empty

IP Address:
61.8.148.2

Response Started:
Monday, September 24, 2012 1:46:13 AM

Response Modified:
Monday, September 24, 2012 9:33:12 PM

1. Kindly provide the details of the institution

Name of Institution: - Ghanshyamdas Saraf College of Arts & Commerce

Year of Establishment of the Institution: - 1983

Address Line 1: - R.S. Campus, S.V.Road, Opp. Bajaj Hall

Address Line 2: - Malad (West)

City/Town: - Mumbai

State: - Maharashtra

Postal Code: - 400064

Email Address: - gsgc@rajasthani.org.in

2. NAAC Accreditation/ Reaccreditation Details

Year of Accreditation/ Reaccreditation: - 2004 / Applied for

Current Grade: - A

CGPA: - Yet to be reaccredited

3. Institutional Status

Affiliated Permanent

4. Contact Person Details

Name of Head of Institution: - Dr. Sujata Arun Karmarkar

Contact Phone: - 022-66812345

Email: - principal@sarafcollege.org

Website URL: - www.sarafcollege.org

Name of IQAC Co-ordinator - Dr. Vandana R. Dube

Email: - vandana.dube@sarafcollege.org

5. Number of academic programmes existing (Enter a number; 0 for nil)

Undergraduate (BA/B.Sc./B.Com etc.) - 07

Post Graduate (MA/M.Sc./M.Com etc.) - 01

Research Programmes (M.Phil/P.hD) - 0

Certificate Programmes - 26

Professional Programmes (B.Tech/M.Tech/B.Ed/M.Ed/Medicine/Pharmacy/Paramedical/Nursing etc) - 0

Other value added programmes - 03

Any other programme offered (Specify) - 0

6. Details on Programme Development (Enter a number; 0 for nil)

New programmes added during the year - 02

New programmes designed - 0

Programmes under revision - 0

Interdepartmental collaborative programmes - 0

Inter institutional collaborative programmes - 26

Number of review committee recommendations implemented (Total) - 0

Number of NAAC peer team recommendations implemented - 0

Number of UGC/any other expert committee recommendations implemented - 0

Number of review committee recommendation under implementation - 0

Number of NAAC peer team recommendations under implementation - 0

Number of UGC/ any other expert committee recommendations under implementation - 0

7. Faculty Details (Enter a number; 0 for nil)

Total faculty strength required as per norms for all programmes - 87

Total faculty on rolls - 87

Faculty added during the year - 09

Faculty positions vacant - 0

Faculty left during the year - 03

Total number of visiting faculty - 55

Total number of guest faculty - 18

8. Qualification of Faculty

PhD and Above - 09

MPhil - 06

Masters - 26

Any other (Specify) - 08

9. Faculty qualification improvement

PhD awarded to existing faculty - 02

MPhil awarded to existing faculty - 0

Any other degree awarded to existing faculty - 0

10. Administrative Staff Details (Enter a number; 0 for nil)

Administrative staff (total sanctioned) - 28

Administrative staff (Actual strength) - 28

Added during the year of reporting - 0

Left during the year - 0

Number of posts vacant - 0

11. Technical Support Staff Details (Enter a number; 0 for nil)

Technical Support Staff (Total sanctioned strength) - 0

Technical Support Staff (Actual strength) - 04

Added during the year - 0

Left during the year - 0

Number of posts vacant - 0

12. Establishment details

Year of establishment of IQAC - 16/12/2004

13. Composition of IQAC (Enter a number; 0 for nil)

Number of IQAC members - 17

Number of Alumni in IQAC - 0

Number of Students in IQAC - 02

Number of Faculty in IQAC - 11

Number of Administrative Staff in IQAC - 02

Number of Technical Staff in IQAC - 0

Number of Management Representatives - 03

Number of External experts in IQAC - 0

Number of any other stakeholder and community representatives - 0

14. IQAC Meetings

Number of IQAC meetings held during the year - 06

15. Whether Calendar of activities of IQAC formulated for the academic year

Yes

16. IQAC Plans for Development (Enter a number; 0 for nil)

Number of academic programmes proposed - 02

Number of value added programmes proposed - 15

Number of skill oriented programmes proposed - 0

Number of faculty competency and development programmes proposed - 04

Number of other staff development programmes proposed - 02

Number of student mentoring programmes proposed - 07

Number of co-curricular activities proposed - 0

Number of inter departmental cooperative schemes proposed - 0

Number of community extension programmes proposed - 02

Any other programmes proposed (Specify) - 01

17. IQAC Plans for development & Implementation (Enter a number; 0 for nil)

Number of academic programmes implemented - 02
 Number of value added programmes implemented - 15
 Number of skill oriented programmes implemented - 0
 Number of faculty competency and development programmes implemented - 04
 Number of other staff development programmes implemented - 02
 Number of student mentoring programmes implemented - 07
 Number of co-curricular activities implemented - 0
 Number of inter departmental cooperative programs implemented - 0
 Number of community extension programmes implemented - 02
 Any other programmes suggested that are implemented (Specify) - 01

18. IQAC Seminars and Conferences (Enter a number; 0 for nil)

Number of seminars/ conferences/ workshops organized by IQAC within the institution - 0
 Number of participants from the institution - 0
 Number of participants from outside - 0
 Number of external experts invited - 0
 Number of external conferences/seminars/ workshops on institutional quality attended - 01
 Number of events conducted with IQACs of other institutions as collaborative programmes - 0

19. Did IQAC receive any funding from UGC during the year ?

No

20. If the response to Qn. 18 is Yes, please provide the amount received from UGC - (Input 0 - if NA/NIL-) Any other source including internal financial support from the management (Specify amount)

Amount Received from UGC - 0
 Amount Received from any other source including the college management - 0

21. Any significant contribution made by IQAC on quality enhancement during current year (Please provide details in bullet format)

• Hostel • Gymkhana • Computer Software • 'Disha' Career Guidance Seminar • Guest Lectures • Seminars • Internet Facility for Teachers & Students • Biometric Attendance • College Website • LAN

22. Academic Programmes

Number of new academic programmes developed or designed by faculty - 0

Number of faculty members involved in curriculum restructuring/revision/syllabus development - 01

Number of programmes in which evaluation process reformation taken up and implemented - 07

Number of active teaching days during the current academic year - 06

Average percentage of attendance of students - 80

Percentage of classes engaged by guest faculty and temporary teachers - 47

Number of self financed programmes offered - 06

Number of aided programmes offered - 01

Number of programmes discontinued during the year - 00

23. Whether any systematic student feedback mechanism is in place ?

Yes

24. Feedback Details (If answer to Question 20 is Yes)

Percentage of courses where student feedback is taken - 100

25. Is feedback for improvement provided to the faculty?

Yes

26. Faculty Research, Projects, and Publication details for the year

Number of major research projects undertaken during the year - 0

Number of minor research projects undertaken during the year - 01

Number of major ongoing projects - 0

Number of minor ongoing projects - 0

Number of major projects completed - 0

Number of minor projects completed - 0

Number of major project proposals submitted for external funding - 0

Number of minor project proposals submitted for external funding - 0

Number of research publications in peer reviewed journals - 0

Number of research publications in international peer reviewed journals - 0

Number of research publications in national peer reviewed journals - 0

Number of research papers accepted for publication in international peer reviewed journals - 0

Number of research papers accepted for publication in national peer reviewed journals - 0

Average of impact factor of publications reported - 0

Number of books published - 01
Number of edited books published - 0
Number of books (single authored) published - 0
Number of books (coauthored) published - 01
Numbers of conferences attended by faculty - 25
Number of international conferences attended - 05
Number of national conferences attended - 06
Number of papers presented in conferences - 09
Number of papers presented in international conferences - 04
Number of papers presented in national conferences - 03
Number of conferences organized by the institution - 0
Number of faculty acted as experts resource persons - 04
Number of faculty acted as experts resource persons - international - 0
Number of faculty acted as experts resource persons- national - 0
Number of collaborations with international institutions - 0
Number of collaborations with national institutions - 0
Number of linkages created during the year - 0
Total budget for research for current year as a percentage of total institution budget - 0
Amount of external research funding received in the year - 0
Number of patents received in the year - 0
Number of patents applied for in the year - 0
Number of research awards/ recognitions received by faculty and research fellows of the institute in the year - 0
Number of PhDs awarded during the year - 02
Percentage of faculty members invited as external experts/resource persons/reviewers/referees or any other significant research activities - 20

27. Student Details and Support Mechanisms

The total intake of students for various courses (Sanctioned) - 3953
Actual enrollment during the year - 3953
Student dropout percentage during the year - 1
Success percentage in the final examination across the courses - 95
Number of academic distinctions in the final examination and percentage - 25
Number of students who got admitted to institutions of national importance - 0
Number of students admitted to institutions abroad - 0
Number of students qualified in UGC NET/ SET - 02
Number of students qualified GATE/ CAT/ other examination (Specify) - 0

28. Does student support mechanism exist for coaching for competitive examinations?

Yes

29. Student participation, if response is yes to Qn. 27

Number of students participated - 106

30. Does student counselling and guidance service exist ?

Yes

31. Student participation, if answer to Qn. 29 is yes

Number of students participated - 205

32. Career Guidance

Number of career guidance programmes organized - 15

Percentage of students participated in career guidance programmes - 70

33. Is there provision for campus placement?

Yes

34. If yes to Qn. 32

Number of students participated in campus selection programmes - 200

Number of students selected for placement during the year - 49

35. Does gender sensitization program exist ?

Yes

36. If Answer is Yes to Qn 34

Number of programmes organized - 06

37. Student activities

Number of students participated in external cultural events -	50
Number of prizes won by students in external cultural events -	32
Number of cultural events conducted by the institute for the students -	25
Number of students participated in international sports and games events -	0
Number of students participated in national level sports and games events -	0
Number of students participated in state level sports and games events -	0
Number of students participated in university level sports and games events -	0
Number of prizes won by students in international sports and games events -	0
Number of prizes won by students in national level sports and games events -	0
Number of prizes won by students in state level sports and games events -	0
Number of prizes won by students in university level sports and games events -	0
Number of sports and games events conducted by the institute for the students -	10

38. Composition of students

Percentage of Scheduled Caste -	0.90
Percentage of Scheduled Tribe -	0.08
Percentage of other backward communities -	2.84
Percentage of women students -	91.95
Percentage of physically challenged -	0
Percentage of rural students -	0
Percentage of urban students -	100

39. Scholarships and Financial Support

Number of students availing financial support from the institution -	2350
Amount disbursed as financial support from the institution -	117500
Number of students awarded scholarship from the institution -	0
Number of students received notable national/international achievements/recognition -	03

40. Student initiatives

Number of community upliftment programmes initiated by students -	02
Number of literary programmes initiated by students -	0
Number of social action initiatives based on science / environment initiated by students -	01
Number of student research initiatives -	407

41. Whether perspective plan for overall developmental activities is created ?

Yes

42. If the answer for Qn. 40 is Yes, is the plan implemented and monitored ?

Yes

43. Whether benchmarking is created for institutional quality management efforts ?

Yes

44. If the answer to Question 42 is Yes, please list the benchmarking in various areas of development in bullet format

• Percentage of result has increased at TYBCom & Self financial courses • Active participation of students in Sports, Cultural Extra-curricular & Co-curricular activities. • Increasing students strength in different academic courses in various academic courses.

45. Is a Management Information System (MIS) in place ?

Yes

46. If answer to question 44 is Yes, please provide details of MIS applied to 1. Administrative procedures including finance 2. Student admission 3. Student records 4. Evaluation and examination procedures 5. Research administration 6. Others (enter the respective details corresponding to the serial numbers)

1. Administrative procedures including finance : 0 2. Student admission : On line monitoring of data generation of merit List & Enrolment of students with University at first year level. 3. Student records : 1) Capturing of data base with respect to all applicants irrespective being admitted 2) Elaborate data base of all students linked In General Register 4. Evaluation and examination procedures : 1) Filling of Examination form 2) Students attendance & conduction of exams 3) Computerization of Exam results 4) Generation of Mark-sheets 5. Research administration : 0 6. Others : 1) Active website of college, 2) Computers in Staff Room 3) Email ID of all staff room 4) Remedial & guidance lectures 5) Mass mailing and SMS in emergency 6) Capturing of weak students & guiding them academic mentor 7) Library administration (enter the respective details corresponding to the serial numbers)

47. Existence of learning resource management

	Yes	No
e-database in library	X	
ICT and smartclass room	X	
e-learning sources (e-Books, e-Journals)	X	
Production of teaching modules	X	
Interactive learning facilities	X	
<i>Comments:</i>		

48. Internal resource mobilization : Kindly provide the amount contributed

Research - 0
Consultancy and training - 0
Student contribution - 0
Alumni contribution - 0
Wellwishers - 0

49. Infrastructure and welfare spending: Please specify the amount

Amount spent for infrastructure development - 24669774
Amount spent for student welfare - 117500
Amount spent for staff welfare - 201215

50. Is delegation of authority practiced

Yes

51. Does grievance redressal cell exist ?

	Yes	No
Faculty	X	
Students	X	
Staff	X	

Comments:

52. Grievances received from faculty and resolved (Enter a number; 0 for nil)

Number of grievances received - 03

Number of grievances resolved - 03

53. Number of grievances received from students and resolved (Enter a number; 0 for nil)

Number of grievances received - 48

Number of grievances resolved - 48

54. Number of grievances received from other staff members and resolved (Enter a number; 0 for nil)

Number of grievances received - 01

Number of grievances resolved - 01

55. Has the institution conducted any SWOT analysis during the year

Yes

56. The SWOT analysis was done by internal or by external agency

Internal

57. Kindly provide three identified strengths from SWOT Analysis (in bullet format)

• Infrastructure • Efficient Teaching & Non-teaching Staff • Continuous management support

58. Kindly provide three identified weaknesses from the SWOT analysis (in bullet format)

• Pressure on infrastructure • Availability of Sports facility • Availability of Office & Technical Staff

59. Kindly provide two opportunities identified from the SWOT analysis (in bullet format)

- We reach all students • Variety of courses

60. Kindly provide two identified challenges/threats from SWOT analysis (in bullet format)

- To handle overwhelming response of aspiring students • Comparison with other institutions

61. Identify any significant progress made by the institution towards achieving the goals and objectives during the year (list below in bullet format)

- Infrastructure Development • Addition of Newcourse • Technology upgradation & Healthy Service

62. How do you perceive the role of NAAC in the quality development of your institution (Suggestions in bullet format to be given below)

- Healthy work culture • Sence of Team Spirit • Students Involvement in co-curricular & Extra-curricular activities • Increasing support & co-operation of all stake holders • Holistic & valuebased education • NAAC gives us a healthy incentive to assess our own development in an objective manner. • This gives us helpful insights to help us to make further progress.

Follow Us:

Facebook

Twitter

LinkedIn

Our Blog

Help:

Tutorials

Answers & FAQs

Contact Support

About Us:

Management Team

Board of Directors

Partners

Newsroom






- [Contact Us](#)
- [We're Hiring](#)
- [Policies:](#)
- [Terms of Use](#)
- [Privacy Policy](#)
- [Anti-Spam Policy](#)
- [Security Statement](#)
- [Email Opt-Out](#)

-
- [Dansk](#)
 - [Deutsch](#)
 - [English](#)
 - [Español](#)
 - [Français](#)
 - [...](#)
 - [Italiano](#)
 - [Nederlands](#)
 - [...](#)
 - [Norsk](#)
 - [Português](#)
 - [Русский](#)
 - [Suomi](#)
 - [Svenska](#)
 - [**\(**\)](#)

-
- [Use Cases](#)
 - [Customer Feedback](#)
 - [Product Feedback](#)
 - [Market Research](#)
 - [Employee Satisfaction](#)
 - [Performance Reviews](#)
 - [Healthcare Surveys](#)
 - [Event Planning](#)
 - [Education Surveys](#)

- Non Profit Surveys
 - Phone Polling
 - Forms By Wufoo
 - SurveyMonkey Audience
-

Copyright © 1999-2012 SurveyMonkey

-  Truste
-  BBOnline
-  Rotten Tomatoes Web
-  WV 1991
-  Verisign