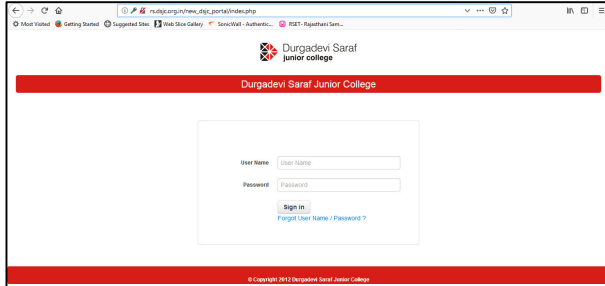
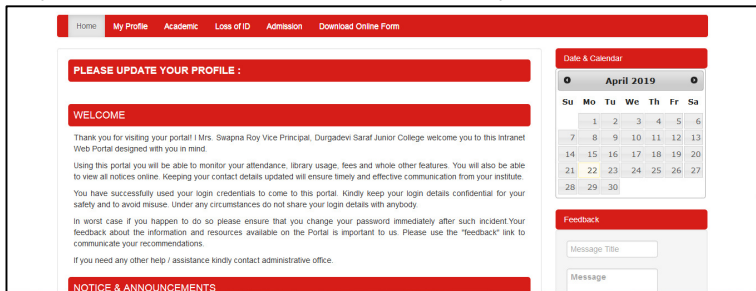


## S Y J C ONLINE ADMISSION PRCEURE


Step 1 : Go to student portal using the link received by you and login using Login Credentials.



Step 2 : Select “Admission” tab available only to successful (Pass) students.




Step 3 : Read the online admission procedure and then Select “Adply for Admission” at the bottom of the screen




Step 4 : Your personal details as filled in at the time of FYJC Admission will be displayed. Verify all of them,. Be very carefull to provide corrcet Email ID and Mobile No as the admission confirmation details will be sent using this Email Address and Mobile Number. If all details are corrcet then press “Submit”

Step 5 : Select “pay your college fees online” option plesae note fees payable is also mentioned for your reday refernce.

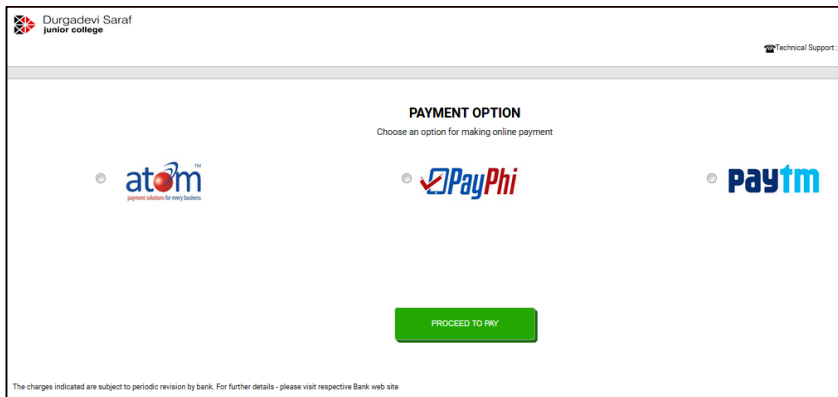


**S Y J C ONLINE ADMISSION PRCEUDRE**

Step 6 : Your details as registered with us are displayed along with fees details Press “Pay Online” if all details are corrcet.



Step 7 : Select “Payment Gateway of your choice and press “proceed to Pay”



Step 8 : On successful payment you will get SMS confirming payment received and you will also get Email on your and your Father’s registered email id confirming receipt of payment and a with Fee Receipt and Admission form as enclosures.

Step 9 : Take prinout of Form and Receipt. Submit the same to institute and confirm your admission.

**Pints to Note**

1. Kindly ensure that you have a stable internet connection
2. Keep your bank card and / or online payment details handy
3. Keep your Mobile phone handy to recive OTP from bank
4. Only students who have successfully completed FYJC will be able to see “Admission” tab